World Bee Day!

May 20th, 2025

This is a limited release **FREE** copy of

The Natural Beekeeper's Path:

Treatment-Free Practices for a Living World



By: Derek Condit (Treatment-Free Beekeeper)



The Natural Beekeeper's Path:

Treatment-Free Practices for a Living World



By: Derek Condit

The Natural Beekeeper's Path:

Treatment-Free Practices for a Living World



By: Derek Condit

First Edition

© 2025 Derek Condit
All rights reserved.

No part of this book may be reproduced, stored in a retrieval system, or transmitted by any means—electronic, mechanical, photocopying, recording, or otherwise—without prior written permission from the publisher, except for brief quotations used in reviews or scholarly works.

This book is intended for educational and inspirational purposes. It does not constitute veterinary or agricultural advice. Always observe bees and the natural world with care and responsibility.

ISBN: 9798284199794
Printed in USA

www.MysticalWares.com







The Natural Beekeeper's Path:
Treatment-Free Practices for a Living World

Introduction

Beekeeping today stands at a crossroads. As industrial methods and chemical treatments dominate mainstream practices, honey bees face increasing pressures—from habitat loss and pesticides to weakened genetics and disease. Yet amidst these challenges, a quiet revolution is taking place: a return to practices that honor the innate wisdom of the bees.

Treatment-free beekeeping is not just a method—it is a philosophy rooted in deep respect, observation, and partnership. It asks us to step back from interventionist habits and trust in nature's design. This approach prioritizes the long-term resilience of bees over short-term gains, recognizing that true hive health cannot be poured from a bottle or achieved through constant manipulation.

This book is a guide and an invitation: to work with the bees instead of against them; to build apiaries that mimic wild conditions; to select for strong genetics instead of propping up weak colonies with synthetic crutches. It is written for those who believe that beekeeping can be both sustainable and regenerative—an act of stewardship that nourishes both pollinators and the ecosystems they belong to.

Whether you are a new beekeeper drawn to more natural methods or an experienced one seeking to transition away from chemical dependency, this book offers the knowledge, tools, and encouragement to help you walk the treatment-free path with confidence and care.

Treatment-free beekeeping embraces imperfection and variability. It acknowledges that not every colony will survive, but those that do become the foundation of a stronger, more adapted apiary. This is not beekeeping for instant results; it is a path of patience, observation, and deep learning from the bees themselves. You become not just a keeper of bees, but a student of the hive.

This book draws from traditional wisdom, contemporary research, and hands-on experience to explore a more intuitive, nature-aligned way of working with bees. You'll find guidance on building healthy hives from the ground up, cultivating resilient genetics, and supporting your colonies through seasonal transitions—all without synthetic treatments. We'll also explore emerging ideas such as the use of Shungite to reduce electromagnetic stress in the hive, adding a new dimension to natural hive care.

The treatment-free path is not always easy, but it is profoundly rewarding. It invites us to reconnect with the rhythms of nature, to foster biodiversity, and to become more conscious participants in the life of the land. This book is your companion on that journey.

– *Derek Condit*
(Treatment-Free Beekeeper & Inventor of the Shungite Beehives)

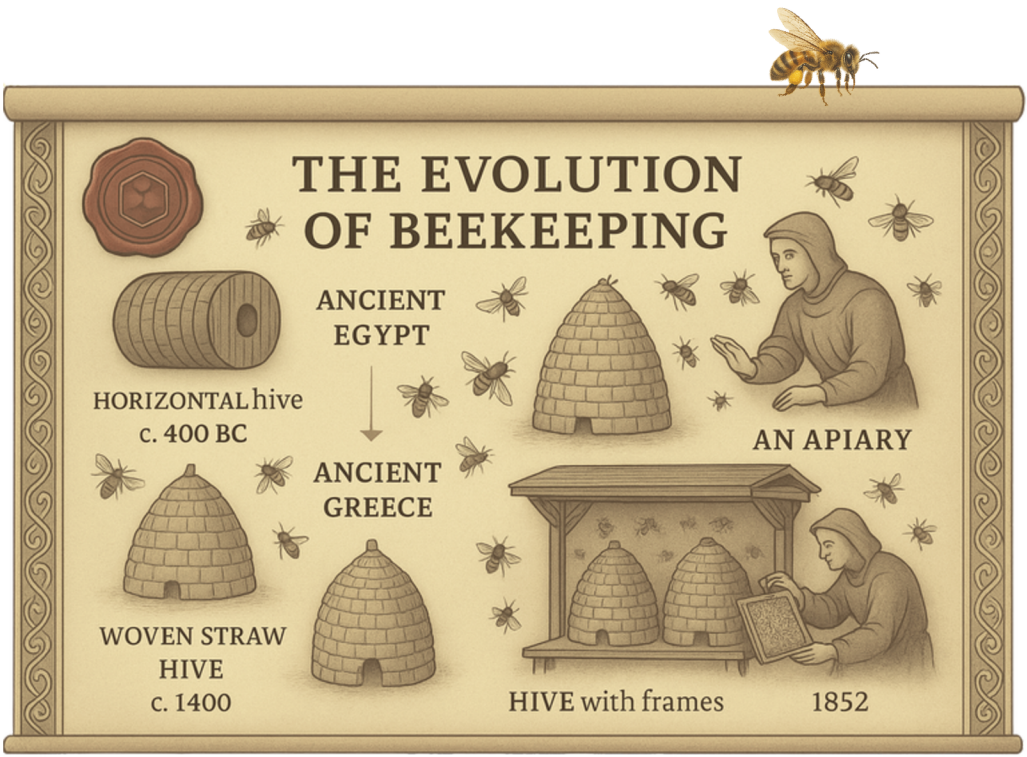

Table of Contents



QUEEN BEE

1. Understanding the Bee - Page #7
2. Principles of Treatment-Free Beekeeping - Page #15
3. Setting Up Your Apiary - Page #20
4. The Sacred Architecture of Natural Comb - Page #31
5. Honoring the Hive's Natural Rhythms - Page #35
6. Swarming and Colony Reproduction - Page #40
7. Queen Health, Colony Genetics, and Ethical Breeding - Page #46
8. Building Community Through Education, Mentorship, and Pollinator Sanctuaries - Page #50
9. Energetic and Spiritual Practices in Beekeeping - Page #54
10. Toward a Resilient Future: Regenerative Beekeeping in a Changing World - Page #59
11. Reflections — Walking the Treatment-Free Path - Page #63
12. Mason and Carpenter Bees: Allies in the Pollinator Web - Page #66
13. Ancient Bee Traditions and Sacred Symbolism - Page #76
14. Sacred Pathways of the Bee: Visions, Symbols, and Spiritual Lessons - Page #83
15. Mineral Allies for the Hive: Shungite and EMF Protection - Page #86
16. Hive Harmony: Sacred Geometry, Energy Tools, and Bee Medicine - Page #94
17. Kid's Reading - Page #111

- Bella the Brave Little Bee
- Just like you!
- Don't be afraid of Bees
- You can be a Bee Hero!

*Treatment-Free & Shungite Beehive Testimonials - Page #116



UNDERSTANDING THE BEE



Chapter 1: Understanding the Bee

To truly support honey bees through treatment-free methods, we must begin by understanding who they are—not just biologically, but behaviorally and ecologically. Bees are not simply livestock; they are wild creatures living in complex societies, attuned to seasonal changes, the cycles of flowering plants, and the subtle energies of the landscape. As beekeepers, we must meet them on their terms, not force them to conform to ours.

The Biology and Behavior of the Honey Bee

Honey bees are remarkably sensitive beings with complex sensory systems. Studies suggest that bees may even experience emotional-like states—such as optimism or stress—based on environmental conditions and interactions. This emotional dimension is still emerging in scientific literature but supports what many beekeepers intuitively observe: that bees respond to the emotional and energetic presence of their keeper. This subtle relational field underscores the importance of approaching hives with calm, presence, and respect.

Bees perceive the world not only through sight and smell but through vibration and electromagnetic fields. Their antennae and body hairs detect shifts in energy, allowing them to navigate and interact with astonishing precision. This heightened sensory awareness influences not only foraging and orientation but also social cohesion and hive decision-making. Understanding this multi-sensory experience helps us appreciate the richness of bee consciousness and supports gentler, more intuitive hive practices.

At the heart of the hive lies a dynamic balance between specialization and collaboration. Honey bees are organized into three distinct castes: the queen, workers, and drones. The queen is the reproductive female, while workers are sterile females who perform various tasks, and drones are the male bees. Bees change roles based on pheromonal cues, hive needs, and age, resulting in a self-organizing society that continuously adapts.

We'll explore the different bee castes in greater depth later in the chapter.

Communication is fundamental to this coordination. Bees employ a sophisticated language of pheromones—chemical signals that regulate nearly every aspect of hive behavior. These pheromones are secreted by various glands in the bees' bodies and can be detected by others through olfactory receptors located primarily on the antennae.

One of the most crucial is the queen's mandibular pheromone (QMP), which maintains social structure by signaling her presence and suppressing worker reproduction. Workers exposed to this pheromone are less likely to initiate queen-rearing behavior. Alarm pheromones, released from glands near the sting, alert other bees to threats and can trigger defensive behavior. These pheromones are particularly volatile and can spread rapidly in the air, mobilizing guards to defend the entrance.

Brood pheromones, secreted by larvae, influence foraging behavior and nurse bee activity, ensuring appropriate care and provisioning. These include E-β-ocimene and other compounds that signal the developmental stage and nutritional needs of the brood. Foragers and house bees also use Nasonov pheromones—a blend of volatile compounds released from a gland near the tip of the abdomen—to help guide other bees during swarming, orientation flights, or when locating food and water sources. When bees raise their abdomens and fan their wings while exposing this gland, they effectively broadcast a homing signal that can unite separated colony members.

Additionally, some pheromones influence reproductive dynamics, such as the drone pheromone, which plays a role in mate attraction and congregation behavior. These chemical messages create a unified awareness across the colony, enabling precise coordination, task allocation, and social harmony. This chemical communication creates a unified awareness across the colony.



In addition to pheromones, bees use movement-based signaling, most famously the waggle dance. When a forager discovers a rich food source, she returns to the hive and performs a figure-eight pattern on the comb. The direction and duration of her waggle convey the location and distance of the resource relative to the sun.

This dance language allows for complex navigation and resource sharing, enabling the colony to adapt dynamically to changing environments. Researchers have even discovered nuances in the waggle dance that communicate not only food quality but environmental hazards and hive preferences.

Drone bees, while often overlooked, play a critical genetic role. They leave the hive daily during the mating season to congregate at drone congregation areas (DCAs), where they await virgin queens. Mating occurs high in the air and only once per drone, after which he dies. Despite their short lives, drones provide vital genetic diversity.

The queen, typically the sole fertile female, can lay up to 2,000 eggs per day during peak season. Her pheromonal profile—especially the queen mandibular pheromone (QMP)—maintains social order, suppresses worker reproduction, and communicates her presence. If her pheromone output weakens, the colony begins raising a replacement, often through emergency queen rearing.

Bees' daily behaviors are deeply rhythmic. Their circadian clocks regulate sleep, navigation, and foraging patterns. They can time their visits to flowers that release nectar at specific times, and some evidence suggests bees even anticipate events based on prior experience.

Foragers typically begin their fieldwork after about 21 days in-hive. These seasoned bees exhibit extraordinary homing skills, capable of navigating several miles using landmarks, the sun, and Earth’s magnetic field. Their ability to detect polarized light and memorize floral odors allows them to locate and communicate food sources efficiently.

The hive’s division of labor, rapid communication system, and mutual dependency are hallmarks of a true superorganism. Understanding these internal dynamics helps the treatment-free beekeeper appreciate how best to support—rather than disrupt—this naturally elegant system.

In observing bees in the wild—especially feral or unmanaged colonies—we can see how they adapt freely to their environments. Feral bees often nest in tree cavities, walls, or cliffs, and they exhibit strong hygienic behavior, diverse genetics, and self-sufficiency. These wild colonies typically follow a more natural rhythm: less brood in dearth periods, increased propolis use, and frequent swarming. Unlike managed hives, they aren't interrupted by constant inspections or synthetic treatments, and their comb is built entirely to their specifications.

These feral examples offer a powerful model for treatment-free beekeeping. They show us what bees do when left to thrive on their own terms, highlighting behaviors and adaptations that commercial systems often suppress. Observing or rescuing feral swarms can also help reintroduce genetic diversity and resilience into domestic apiaries.

The evolutionary path of bees also explains many of their modern traits. For example, their pollen baskets (corbiculae), hairy bodies, and barbed stingers evolved as adaptations for both defense and pollination. The evolution of eusociality—where a single reproductive queen is supported by sterile workers—allowed for incredibly efficient colony-level adaptation, especially in fluctuating environments.

Equally important to their development is the co-evolution of bees and flowering plants. Over millions of years, angiosperms (flowering plants) and bees developed a mutualistic relationship: flowers evolved nectar and bright colors to attract bees, while bees evolved specialized structures and behaviors to access nectar and transfer pollen. This tight evolutionary dance has resulted in many species of plants that are entirely dependent on bees for pollination—and in turn, bees that rely on those plants for food.

The diversity of flower shapes, scents, and bloom times corresponds to the capabilities and life cycles of various bee species. Honey bees, in particular, exhibit floral constancy, meaning they tend to forage on one species of flower at a time—an adaptation that maximizes pollination efficiency. This trait has had a profound influence on the evolution of flowering plants, shaping their reproductive success and geographic distribution.

Bees also exhibit a range of temperature regulation adaptations. They shiver their flight muscles to generate heat in the winter and fan their wings for evaporative cooling in the summer. These mechanisms, combined with wax-capped honey reserves, allow bees to maintain remarkably stable brood temperatures even in variable climates.

Interestingly, their circulatory system does not pump blood but hemolymph, which bathes organs directly and transports nutrients and hormones.

Their sensory system is equally impressive—antennae detect minute chemical changes and their feet taste surfaces they walk on. Such sensory complexity enables them to detect floral resources, hive health, and even stress in fellow bees.

From an evolutionary standpoint, the honey bee's success lies in its ability to collaborate, adapt, and specialize within a group dynamic. This resilience is what treatment-free beekeeping seeks to honor and amplify.

Caste Differentiation and Social Harmony

Bees also demonstrate exceptional thermal intelligence as part of their caste and community management.

Nurse bees regulate brood temperature by clustering, fanning, or moving brood cells. This thermoregulation directly influences caste development, especially in early larval stages. Warmer zones may promote faster development, while cooler zones signal delayed roles. This refined environmental control further illustrates how tightly interwoven biology, behavior, and environmental sensitivity are within the hive.

Such intelligence is not just instinctual—it reflects an evolved form of collective decision-making. Every bee contributes to a shared outcome, with tasks and physiology shaped by feedback from the entire colony. Recognizing this gives us deeper respect for the hive as a sentient, dynamic entity—not simply a machine of production, but a conscious community whose needs and rhythms are worthy of reverence.

In a healthy hive, there are three main castes: queen, drone, and worker. Each caste arises from the same basic egg, yet diverges dramatically based on nutrition and environmental cues during larval development. This process—particularly the exclusive feeding of royal jelly to queen larvae—triggers genetic expression patterns that shape physiology, behavior, and lifespan.

Recent research into epigenetics reveals that environmental conditions can play a crucial role in caste determination. For example, temperature during the larval stage can influence gene expression pathways that contribute to the development of queen versus worker traits. Nutrition is another decisive factor: while all larvae are initially fed royal jelly, only those destined to become queens receive it throughout their development. The composition and duration of this feeding are key, as royal jelly contains a unique mix of proteins and bioactive compounds that activate the queen developmental pathway.

Even subtle variations in hive conditions—such as microclimate, pheromonal concentrations, humidity levels, or stress—can alter the trajectory of development. This dynamic response illustrates the bees' extraordinary epigenetic plasticity and underscores the importance of maintaining stable, nutrient-rich, and low-stress environments in treatment-free systems. It also shows how bee biology is not only genetically determined, but profoundly shaped by the living conditions around them.

The queen is the mother of the colony, capable of laying both fertilized and unfertilized eggs. Fertilized eggs become workers or potential queens, while unfertilized ones become drones. The queen’s pheromones act as powerful chemical signals that coordinate behavior, suppress worker ovary development, and maintain colony cohesion.

Drones are larger, male bees that exist for the sole purpose of mating with virgin queens. They do not forage, defend, or work within the hive. Though often expelled in autumn when resources wane, drones are vital to genetic diversity, as queens typically mate with multiple drones from various colonies.

Worker bees display remarkable behavioral plasticity. Their tasks change with age—a phenomenon known as age polyethism. Young workers begin by cleaning cells and nursing brood, then progress to comb building, food storage, guarding, and finally foraging. This progression can be accelerated or delayed based on colony needs. For instance, in times of crisis, foragers may revert to nursing roles.

These roles are not rigid; they reflect a colony-wide intelligence. Bees respond collectively to stressors, environmental changes, and even disease outbreaks with task redistribution, behavioral shifts, and cooperative care. This social plasticity underlies the colony's adaptability and strength.

All this coordination occurs with no central authority. The hive relies on decentralized decision-making, guided by a network of sensory cues, pheromones, vibrational signals, and mutual feedback. Trophallaxis—mouth-to-mouth food and information exchange—also spreads chemical messages that keep the colony updated and unified.

Understanding caste dynamics and behavioral flexibility is key to working with bees rather than against them. Treatment-free beekeepers who honor these internal processes—by minimizing disturbance and allowing bees to self-regulate—foster stronger, more naturally resilient colonies.

As we move into the next chapter, we will explore how these insights translate into core principles for treatment-free beekeeping.

These foundational values—rooted in observation, partnership, and trust—help us align our practices with the bees' own wisdom and set the stage for a regenerative approach to hive care.



PRINCIPLES OF TREATMENT-FREE BEEKEEPING

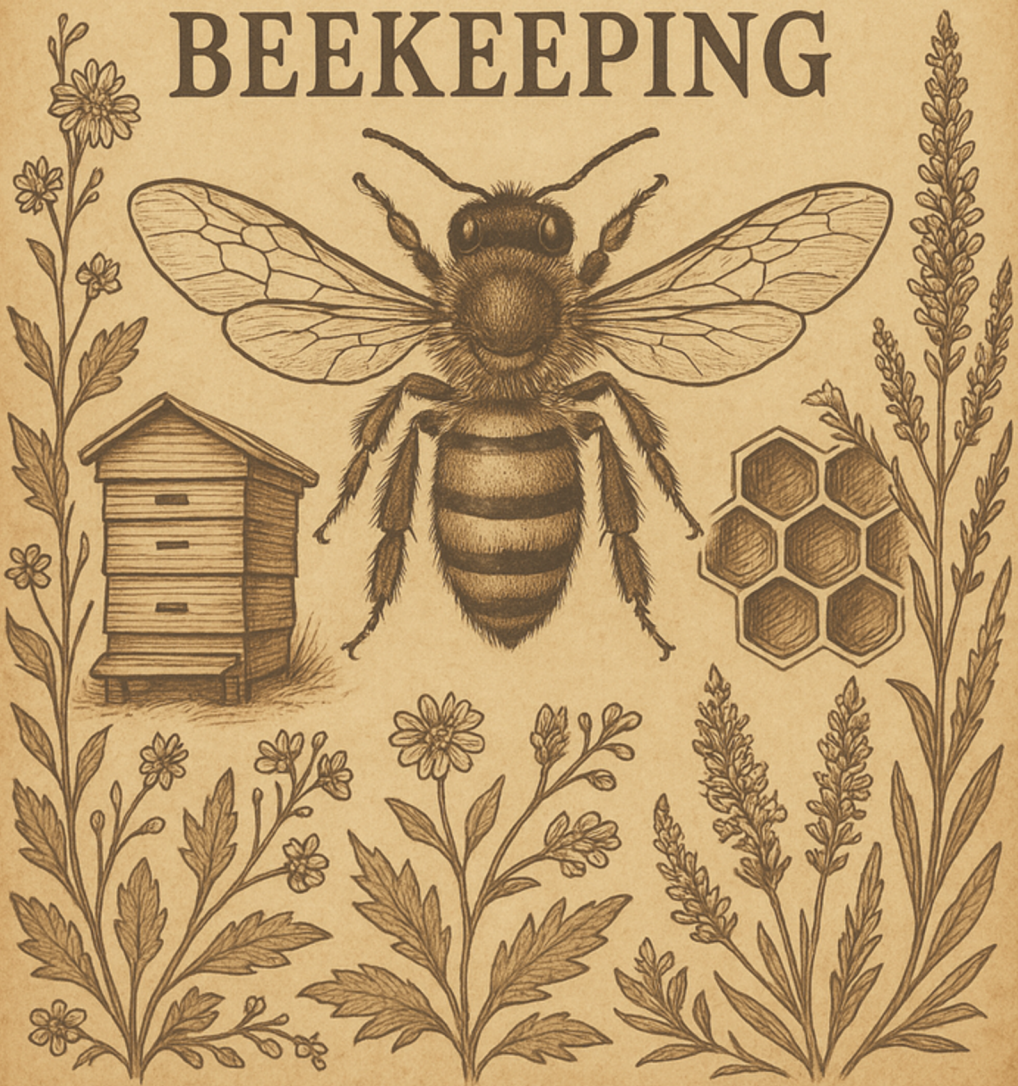

Chapter 2: Principles of Treatment-Free Beekeeping

The treatment-free approach to beekeeping is often misunderstood. It does not mean doing nothing or ignoring the needs of the bees. Rather, it means rejecting synthetic chemicals and intrusive methods in favor of observation, ecological alignment, and fostering natural resilience. It is a return to balance—a way of working with bees that supports their innate capacity to thrive. Treatment-free beekeeping emphasizes trust in the bees' own instincts and reinforces our role not as managers, but as mindful stewards.

What It Means to Be Truly Treatment-Free

Being truly treatment-free goes beyond the physical—into the energetic and intentional realms. Bees are not merely mechanical organisms responding to chemistry and environment; they are vibrational, energetic beings attuned to subtle frequencies. As such, the emotional and energetic state of the beekeeper has a palpable effect on the hive.

Bees perceive far more than most realize. Their antennae and entire bodies are sensitive to vibration, frequency, and biofield energies. Approaching the hive with calmness, clarity, and respect tends to produce calmer bees. On the other hand, anxiety, anger, or fear can ripple through the colony like a discordant wave. The beekeeper becomes a tuning fork—either harmonizing with the hive or disrupting it.

Intention, too, becomes a kind of “treatment.” Some keepers practice energy work around the hive, such as Reiki, sound therapy (like tuning forks or singing bowls), or simple visualization and prayer. Others use sacred geometry, orgone devices, or resonant materials like Shungite to buffer EMFs and elevate vibrational coherence. None of these replace grounded observation and ecological alignment—but they can be powerful allies in cultivating a sanctuary of balance.

The ancient beekeepers of many traditions understood this. They sang to their bees, meditated near the hives, and honored them in ritual. They did not see themselves as separate from the energetic field of the colony, but as part of it. Treatment-free beekeeping, at its deepest level, invites us to rediscover this connection.

In this expanded view, being treatment-free means aligning the outer environment and the inner atmosphere. It asks us to become aware of what we bring to the apiary—not just tools and knowledge, but energy, presence, and intention.

Treatment-free also means prioritizing prevention over reaction. Rather than relying on chemical interventions after symptoms appear, the focus shifts to building long-term resilience through nutrition, genetics, and habitat design. This empowers bees to meet challenges with their natural defenses intact.

Embracing Natural Resilience

Treatment-free beekeeping is grounded in the belief that honey bees possess innate mechanisms to combat pests and diseases. By allowing bees to develop and express these natural defenses, beekeepers can foster colonies that are more robust and better adapted to their local environments.

Research has shown that certain bee populations have developed behaviors such as grooming and hygienic activities that help control Varroa mite infestations without chemical interventions. For instance, studies have indicated that Africanized honey bees exhibit higher resistance to Varroa mites and certain diseases compared to their European counterparts.

The Role of Natural Selection

Allowing natural selection to operate within apiaries can lead to the emergence of bee strains that are better suited to withstand local challenges. By refraining from chemical treatments, beekeepers enable the survival and reproduction of the most resilient colonies, gradually enhancing the overall health and adaptability of the bee population. This approach aligns with the concept of Darwinian Beekeeping, which emphasizes minimal interference and supports the bees' natural behaviors and evolutionary processes.

Foundational Values: Resilience, Non-Intervention, and Natural Selection
These values not only shape practical choices—they reflect a worldview. Resilience honors the wisdom of evolution: that stress, challenge, and adaptation are part of what makes a species strong.

Non-intervention asks the beekeeper to release ego and embrace trust, recognizing that constant tinkering can cause more harm than good. And natural selection returns us to nature's way of refining what works over generations, not seasons.

In practice, resilience means allowing colonies to confront Varroa mites, pathogens, and forage shortages—while giving them every ecological advantage to succeed. This includes diversified forage, high-quality habitat, and reduced stress from inspections or manipulations.

Non-intervention means timing actions carefully. It doesn't mean neglect, but deep listening. Sometimes stepping back is the most powerful thing we can do, allowing the bees to stabilize themselves. Over-intervention disrupts the colony's natural intelligence. The less we interfere, the more bees learn to regulate their own health.

Natural selection challenges us to resist the urge to save every hive at all costs. Instead of requeening with purchased genetics, we let the colony raise its own. Instead of medicating, we observe which bees thrive unaided. Over time, this creates lineages suited to local climate, forage, and pressures—true landrace bees.

This philosophy also includes the recognition that loss is part of the process. When a colony fails under natural conditions, it may teach valuable lessons about adaptation, habitat needs, or hive design. In this way, even losses contribute to long-term wisdom and refinement.

Together, these values form the backbone of the treatment-free ethic. They require patience, courage, and reverence. And they offer, in return, bees that are not only survivors—but sovereign.

Stewardship and Cultivating a Mindset of Partnership

Treatment-free beekeeping is grounded in a deep ethical framework—one that respects bees not as commodities, but as sovereign beings with intrinsic wisdom and value. It asks us to approach the hive not with a desire to control, but with a willingness to co-create. Ethics here is not abstract—it is expressed in every decision, every action, every moment we spend near our hives.

Stewardship means taking responsibility for the well-being of the colony while acknowledging that we are not its master. It invites humility: the understanding that bees have been thriving for millions of years without our interference. As stewards, we commit to learning from them, observing their needs, and providing an environment where they can flourish—without imposing our will.

Cultivating a mindset of partnership begins with recognizing the hive as a conscious, living superorganism. When we listen deeply—to the buzz, to the mood of the colony, to the signs in the wax and comb—we begin to understand how to serve the bees rather than manage them. This mindset also involves acknowledging our own presence and energy. Are we calm? Focused? Distracted? The bees perceive these qualities instantly.

Stewardship also includes the way we relate to the land itself. Treatment-free beekeepers are often habitat builders—planting pollinator gardens, restoring hedgerows, and reducing chemical exposure in their surroundings. The bees become partners not just in honey production, but in ecological renewal.

Treatment-free beekeeping, when done ethically, becomes an act of reverence. It reconnects us with seasonal cycles, encourages biodiversity, and promotes the regeneration of the landscape. It asks us to act with the future in mind—to make choices not for convenience, but for continuity.

In this way, the ethics of treatment-free beekeeping reflect a larger philosophy of life: one rooted in respect, reciprocity, and relationship. It is a practice of tending, not taking; of listening, not dictating. And it holds the potential to transform not only our hives, but ourselves.

SETTING UP YOUR APIARY



Chapter 3: Setting Up Your Apiary

The foundation of successful treatment-free beekeeping is a thoughtfully chosen and well-prepared apiary. It is not just about placing boxes in a field—it's about entering into a relationship with the land, with the bees, and with the unseen energies that shape both. Location, hive design, and the source of your bees all play a crucial role in creating conditions that support health, vitality, and self-reliance in your colonies.

Selecting a Bee-Friendly Location

Orientation matters more than many realize. Bees tend to prefer hive entrances facing east or southeast. This direction allows the morning sun to warm the entrance early, stimulating activity and foraging while drying condensation. In colder climates, this can be especially beneficial for colony health and productivity. Be mindful of prevailing winds and offer protection from the north and west where possible, using natural or constructed windbreaks.

In addition to location and orientation, consider preparing your hive equipment in ways that promote health from the very beginning. One emerging practice is the use of colloidal silver—an electrically charged suspension of silver particles known for its antimicrobial properties. Spraying the inside of a hive box with colloidal silver before installing bees can help inhibit the growth of viruses, bacteria, and fungi on interior surfaces.

Colloidal silver does not disrupt beneficial microbial communities in the same way that synthetic fungicides or antibiotics might. Instead, it acts as a passive barrier against potential pathogens. Bees themselves may benefit from reduced exposure to mold spores, foulbrood-causing bacteria, and wax-degrading fungi. When used judiciously and in ultra-low concentrations, it can support a cleaner, more balanced hive environment.

**Some beekeepers also report smoother comb building and reduced agitation when bees are introduced into a freshly silver-sprayed hive. While more formal research is needed, anecdotal evidence suggests that this practice aligns well with treatment-free values—offering support without reliance on synthetic or recurring chemical applications.*

As always, the key is mindfulness and observation. Allow your bees to show you what works best in your environment. The combination of thoughtful placement, gentle orientation, and optional natural preparatory treatments can create a stable and thriving home from day one.

Recent studies have also begun to explore the role of medicinal fungi in bee health. Research led by Washington State University has demonstrated that extracts from mushrooms such as amadou (Fomes fomentarius) and reishi (Ganoderma resinaceum) can drastically reduce the viral load in honey bee colonies. In controlled trials, colonies that consumed these extracts experienced up to a 79-fold reduction in deformed wing virus (DWV) and a 45,000-fold decrease in Lake Sinai virus (LSV) compared to untreated groups.

These fungi, long known for their antiviral and immune-supportive properties in humans, appear to offer similar benefits to bees. For beekeepers interested in applying this approach, mushroom extracts can be prepared as a water-soluble solution—often by simmering dried amadou or reishi mushrooms in water over low heat for several hours. This tea-like decoction is then cooled and mixed into sugar syrup or herbal infusions used to feed bees.

The dosage may vary, but most practitioners begin with a dilution rate of 1:10 (extract to organic sugar water) and observe how colonies respond. This is particularly useful in early spring or late fall, when viral loads tend to spike, or during times of stress like dearth or relocation. It's important to ensure that the mushrooms used are sourced organically and free of contaminants.

**Some keepers report using powdered mushroom extracts (available from companies like Fungi Perfecti) dissolved directly into feeding solutions. Others mist frames lightly or soak cotton pads with the decoction and place them in empty brood chambers for indirect exposure. While these methods are still being explored, early adopters have noted reduced wing deformities, stronger brood patterns, and calmer colonies.*

This simple but promising practice integrates seamlessly with treatment-free philosophy. It honors the bees' immune intelligence and enhances their ability to co-evolve with their microbial environment—without interrupting their natural rhythms or contaminating their ecosystem.

If you're interested in sourcing high-quality mushroom extracts, consider working with well-respected suppliers such as Fungi Perfecti (founded by mycologist Paul Stamets), which offers organic amadou, reishi, and other medicinal mushroom tinctures specifically researched for pollinator health. Other reputable sources include Host Defense and North Spore, known for their rigorous extraction and purity standards. Ensure you choose dual-extracted (alcohol and water) formulations when possible, as these offer the full spectrum of beneficial compounds.

Integrating these natural fungal allies into your beekeeping practice not only boosts colony health—it also connects you to one of the most ancient medicinal relationships between fungi and animals. Mushroom medicine may yet prove to be one of the most elegant, natural, and regenerative tools in the treatment-free beekeeper's evolving practice.
This approach aligns perfectly with treatment-free values: supporting the bees' immunity through nature's own pharmacy, without synthetic interventions. As more data and experience accumulate, mushroom medicine may become a powerful tool in the natural beekeeper's toolkit—one rooted not in control, but in intelligent, informed support.

Smoke as a Tool: Using Only Natural, Non-Toxic Smoker Materials

In treatment-free beekeeping, everything we bring to the hive—tools, intention, and even smoke—matters. Smoke can be a helpful tool for calming bees during inspections, but its composition directly affects the hive's respiratory and immune systems. Unfortunately, many commonly used smoker materials, like newspaper or cardboard, can release toxins when burned.



Avoid These Materials:

- Newspaper and magazines: These often contain petroleum-based inks and chemical coatings that release volatile organic compounds (VOCs) and dioxins when burned.

- Cardboard: Typically contains adhesives, glues, and treatments that produce harmful fumes when ignited.

- Treated or painted wood scraps: Even small amounts can emit toxins that disrupt the bees' health and orientation.

Recommended Natural Smoker Materials:

- Dried, unsprayed grasses or herbs (e.g., lavender, thyme, lemon balm)
- Untreated pine needles or clean wood shavings
- Rotten punk wood (old, soft wood that smolders well)
- Clean, dried burlap sacks (if untreated with fungicides or chemicals)
- Dried oak or maple leaves (from chemical-free areas)
- Mushroom mycelium-infused sawdust, which some keepers say produces a calming smoke

Always source your materials from areas free of herbicides, pesticides, and industrial pollution. Even small amounts of toxin-laden smoke can stress a colony, reduce brood health, and compromise the hive's scent-based communication.

For treatment-free beekeepers, clean smoke is an extension of clean stewardship. Let your smoker be a tool of gentleness, not disruption.



Beehive Designs:

Structures that Support Natural Beekeeping

Understanding the diversity of beehive designs is essential for any treatment-free beekeeper. Each hive type offers unique benefits and can be tailored to the needs of the bees, the climate, and the beekeeper's philosophy.

Langstroth Hive

Description: The most widely used hive in conventional beekeeping, featuring vertically stacked boxes with removable frames.
Benefits:

- Easy to expand during nectar flow by adding supers.
- Compatible with most beekeeping equipment and tools.
- Frames are easy to inspect and harvest.

Considerations:

- May require more frequent inspections.
- Vertical structure can be heavy to manage.
- Often used with foundation, which may inhibit natural comb building.



Top-Bar Hive

Description: A horizontal hive with wooden bars across the top on which bees build comb freely.

Benefits:

- Encourages natural comb building.
- Less invasive inspections—comb can be observed one bar at a time.
- Hive height is ergonomic and accessible.

Considerations:

- Honey harvest is typically done by cutting the comb.
- Limited space requires attentive management during high nectar flow.



Warre Hive

Description: A vertical hive similar in shape to a Langstroth but with a design intended to mimic a tree cavity. Uses top bars or frames without foundation.

Benefits:

- Mimics natural nest environment.
- Minimal intervention design; boxes are added from the bottom.
- Good insulation properties due to smaller box size.

Considerations:

- Lifting boxes off to add new ones can be labor-intensive.
- Less common—requires DIY or specialized suppliers.



Layens Hive

Description: A deep, horizontal hive designed for strong thermal regulation and low-maintenance.

Benefits:

- Excellent insulation for cold climates.
- Deep frames support uninterrupted brood cycles.
- Easy access and ergonomic for the beekeeper.

Considerations:

- Larger frame size can be heavy.
- Not modular like Langstroth systems.



Tree and Log Hives

Description: Hollowed logs or created cavities within trees, designed to mimic wild nesting environments.

Benefits:

- Ideal for true feral-style, hands-off beekeeping.
- Promotes natural brood nest structure.
- Excellent insulation and microclimate control.

Considerations:

- Not accessible for routine management.
- Best suited for wild swarm attraction or observation hives.



Straw Skeps (Historical)

Description: Dome-shaped woven baskets historically used before the advent of modern hives.

Benefits:

- Culturally and historically significant.
- Natural materials encourage healthy microclimates.

Considerations:

- Generally non-removable combs.
- Honey harvest often required destruction of the colony.
- Now primarily used for educational or heritage purposes.

Each hive type offers its own blend of practicality, philosophy, and ecological alignment. Treatment-free beekeepers often choose designs that prioritize natural comb, thermal balance, and low intervention—helping bees express their wild wisdom in full harmony with the land.



THE SACRED ARCHITECTURE OF NATURAL COMB



Chapter 4: The Sacred Architecture of Natural Comb

To understand bees is to understand the language of wax. Honeycomb is more than storage—it's blueprint, body, and blueprint again. It is the nervous system of the hive, the birthplace of bees, the pantry, the nursery, and the dance floor. For treatment-free beekeepers, honoring this sacred architecture is essential.

Why Natural Comb Matters

The honeycomb is also the bees' pantry—its architecture is its kitchen, storage cellar, and medicine cabinet all in one. Honey cells are reused again and again. The bees fill them, cap them, uncap them, and refill them depending on need and season. This means that any contaminants placed into the hive—such as synthetic chemicals or residues from treated wax—can accumulate and linger, affecting colony health over time.

Because these cells are the long-term vessels of nourishment and sustenance, keeping them free of toxins is essential. When wax is pure and naturally built, it supports clean storage, proper temperature regulation, and the energetic clarity of the hive. Treatment-free beekeepers understand that protecting comb is protecting the whole future of the colony.

Beyond storage, the honeycomb serves as the incubator for the next generation. Each hexagonal cell becomes a cradle for new life, where eggs are laid and larvae are nurtured into adulthood. This is the bees' nursery—the place where their developmental journey begins. If that space is tainted by chemical residues, pathogens, or persistent pesticides, it can compromise larval development, immune function, and the long-term vitality of emerging bees.

Clean comb provides an energetically aligned, physically stable environment for brood to thrive. The temperature, humidity, and subtle vibrations within the comb all contribute to shaping healthy, resilient bees. When bees are raised in pure wax free from contamination, they emerge more robust, better oriented, and better adapted to the hive's energetic field.

For treatment-free beekeepers, the importance of clean, self-made comb cannot be overstated. It is the foundation upon which nourishment, reproduction, and communal memory all depend.

The Energetics of Wax

The hexagon—the signature shape of honeycomb cells—is a marvel of sacred geometry. This six-sided form is the most efficient structure for dividing space with minimal material. It allows bees to conserve energy and wax while maximizing storage and structural integrity. But the benefits of the hexagon go far beyond engineering.

In sacred geometry, the hexagon is a symbol of harmony, balance, and interconnectedness. It appears in snowflakes, crystal lattices, and the geometry of molecular structures. It's present in the patterns of galaxies, the micro-structures of our cells, and the energetic maps of spiritual traditions. When bees build in hexagons, they align with a universal form—a resonance that echoes through the natural world.

This geometric precision doesn't come from human imposition; it arises from the bees' innate intelligence. They sense and generate patterns that reflect cosmic order. The hive, then, becomes a living mandala—a space where divine proportion and living vibration converge. For the treatment-free beekeeper, allowing this process to unfold unimpeded is an act of reverence. It affirms the bees' role as architects not only of wax, but of wisdom.

Encouraging Natural Comb Building



To support bees in drawing natural comb:

- Use foundationless frames or horizontal hives like top-bar or Layens that allow for free construction.
- Provide a warm, stable environment with minimal drafts to promote wax production.
- Install starter strips of wax or simply roughen the top bars to guide initial placement.
- Avoid disturbing the comb once it's built—natural comb is delicate when new and gains strength with use.

Early in the season, feed bees if necessary with herbal sugar syrup or honey from a trusted, chemical-free source to stimulate wax production. Avoid feeding during natural flow times to preserve their rhythm.

Observing the Language of Comb

Natural comb is the colony's voice—its living diary. The more time you spend with it, the more clearly it speaks. You may begin to notice seasonal shifts reflected in color or density. Fresh wax appears pale and translucent; over time, as it is reused, it darkens with pollen, propolis, and use. This darkening can reveal where brood has been raised repeatedly—evidence of generational cycles held within a single cell.

Comb spacing and shape also carry messages. Bees often shift their building style in response to flow changes, population dynamics, or environmental stress. Watching how comb expands, contracts, or changes direction may give insights into how the colony is adapting to its internal and external conditions.

Comb not only shows us how bees are faring—it offers early warnings of imbalance. Unusual patterns, disjointed brood zones, or erratic storage behavior may suggest disease, queen issues, or environmental disruption long before symptoms appear elsewhere.

By observing without rushing, we attune ourselves to the hive's language. We become participants in their story, not just visitors. Every wax wall, every curve, becomes an offering of insight from the bees to those willing to listen.

The Spiritual Significance of Comb

Comb is sacred space. It is where life begins and where knowledge is stored. In many cultures, beeswax has been used in candles, rituals, and sacred art precisely because it carries light and energy from the hive. Each cell is a prayer, each wall a gesture of community.

When we allow bees to build their own comb, we affirm their intelligence and sovereignty. We say: "You know best."

And they do.

Honoring the Hive's Natural Rhythms





Chapter 5: Honoring the Hive's Natural Rhythms

In treatment-free beekeeping, timing is everything. Bees live not by clocks or calendars, but by rhythm—sunlight, temperature, moon phase, blossom, rainfall, and the ever-shifting energy of the land. To work with bees naturally is to understand and honor these innate cycles, and to shape our actions in alignment with them. This approach cultivates deeper insight and trust in the bees' intelligence, recognizing that their responses are guided by ancient biological wisdom.

Seasonal Wisdom in the Hive

Each season brings a unique pattern of behavior and need, and successful treatment-free beekeeping means tuning into these rhythms with sensitivity and responsiveness.

Spring is the season of awakening. Colonies emerge from winter's stillness with renewed vitality. The queen resumes egg-laying, initially in small batches, then building to full expansion. Foragers bring in the first pollen and nectar from dandelions, willow, and early blooming trees. Beekeepers can support this phase with supplemental forage and reduced disruption, allowing the colony to regain strength and rebuild population. It's also the time when swarming instincts begin to stir, requiring close observation for pre-swarm behaviors.

Summer is a time of abundance—and challenge. With brood rearing at its peak, worker bees labor to collect nectar and pollen to fill the hive's stores. Yet this is also when nectar dearths, extreme heat, and pest pressures can strain the colony. Shade structures, fresh water sources, and minimal intrusion help colonies regulate temperature and stress. Mid-summer may also initiate supersedure—a natural replacement of the queen—often misunderstood but part of the hive's own renewal strategy.

Autumn signals preparation. The colony reduces brood rearing, expels drones, and consolidates stores. Bees born in late fall are physiologically different—long-lived "fat bees" capable of surviving the winter. This is the season for the beekeeper to observe without interference, ensuring that combs are well-filled and pollen-rich, and that the cluster is strong and centralized. Late-flowering plants like goldenrod and aster become vital.

Winter is the time of contraction and rest. Bees form a tight cluster, consuming stored honey and vibrating to generate warmth. The queen stops laying, and the colony's metabolism slows. Interference can be harmful during this period, but quiet monitoring from outside—listening for the hum, checking hive weight—can guide whether discreet support is needed. Trust and restraint are the beekeeper's guiding principles here.

By working with the bees' seasonal timing, we reduce stress and enhance survival—while also deepening our own awareness of the land's subtle cues.

The Power of the Brood Break

Brood breaks are natural and intentional pauses in the queen's egg-laying cycle. These pauses, which often occur seasonally or in conjunction with swarming or requeening, provide crucial health benefits. Varroa mites, for example, reproduce inside capped brood cells. When brood is absent, their reproductive cycle is interrupted, and mite populations drop.

Treatment-free beekeepers respect and may even encourage brood breaks by:

- Allowing natural swarming.
- Performing splits that leave one half queenless temporarily.
- Avoiding stimulative feeding or light manipulation that forces continuous laying.

These breaks also offer a moment of collective rest. The queen recuperates, workers shift from brood care to comb maintenance and foraging, and the hive rebalances itself energetically. Brood breaks support immunological cleansing and recalibration. Colonies emerging from a pause often show renewed vigor and increased hygienic behavior.

Scientific research and observational data from natural beekeepers affirm that colonies incorporating brood breaks experience fewer disease outbreaks and lower parasite burdens. It is nature's own medicine, requiring only patience and trust from the beekeeper.

Lunar and Subtle Rhythms

Beyond the seasonal and reproductive cycles, bees are influenced by subtle environmental patterns. Anecdotal reports and biodynamic practitioners note that queens often increase laying around waxing moons, and that bees may behave more restlessly during full moons or geomagnetic storms.

Some theories suggest that these rhythms are tied to bees' sensitivity to magnetic fields and light polarization. Solar activity, barometric pressure shifts, and even human electromagnetic noise may affect their orientation, communication, and mood.

Though formal research on lunar influences is limited, observing these patterns invites deeper awareness. Keepers who track bee behavior alongside moon phases or atmospheric events often gain richer insights into colony fluctuations.

Being open to these subtleties does not replace grounded management—it enhances it. It brings us closer to the bees' perspective, where every vibration and shadow matters.

The Beekeeper as Timekeeper

To walk the treatment-free path is to become a student of natural time. Unlike mechanistic schedules, the beekeeper's calendar is written in blossoms, sunrise angles, soil warmth, and buzzing patterns.

This awareness guides:

- When to open hives (usually mid-morning, calm, warm days).
- When to expect certain blooms or forage shifts.
- How to prepare for colony reproduction without forcing it.
- When to simply wait and let the bees lead.

The beekeeper becomes a timekeeper of subtle seasons—tuning into the land's signals and adjusting in real time. We step away from formulaic interventions and into a living, breathing partnership.

This way of being extends beyond beekeeping. It cultivates mindfulness, attunement, and humility. It changes how we garden, how we walk the land, how we perceive time itself.

In honoring these rhythms—seasonal, reproductive, energetic—we not only support the bees' sovereignty. We also awaken something ancient within ourselves: a kinship with the pulse of life.

In the next chapter, we will explore how swarming and colony reproduction can be supported and guided with grace—preserving bee genetics, encouraging resilience, and transforming swarming from a challenge into a celebration.



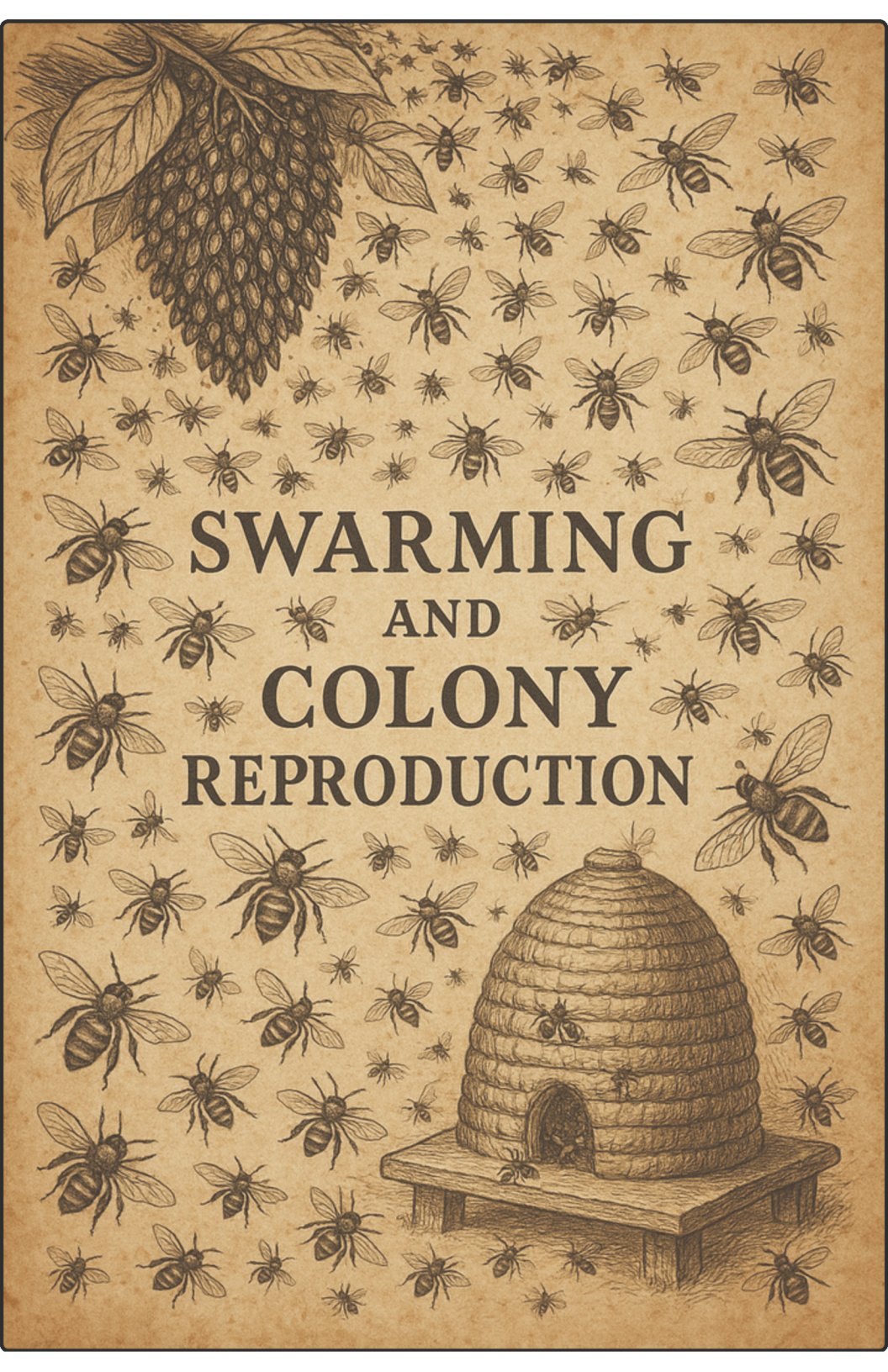
SWARMING
AND
COLONY
REPRODUCTION

Chapter 6: Swarming and Colony Reproduction

Swarming is not just an event—it is a sacred act of renewal. For the bees, it is how the superorganism reproduces. For the treatment-free beekeeper, it is a sign of health, strength, and abundance. Rather than suppressing swarming, we seek to understand it, prepare for it, and partner with it. Through this lens, swarming becomes a celebration of life, resilience, and intelligence—not a nuisance to be controlled.

Swarming also reflects a colony's successful management of internal resources, showing that the hive is vigorous enough to divide and still sustain itself. It's a self-propagation model that maintains genetic vitality, enhances environmental adaptation, and fosters the bees' natural migratory cycles.

Understanding the Swarm Impulse

Swarming typically occurs in spring or early summer when the colony is thriving. A strong population, an abundance of nectar, and rising temperatures signal to the bees that it's time to reproduce. The queen begins laying more drone brood, and workers begin to build queen cells. The existing queen, sensing the shift, slims down to prepare for flight.

This is more than a physical event—it's an energetic shift. The colony begins a quiet preparation, redistributing pheromones, feeding the queen differently, and producing a transitional mood that reverberates through the comb. The bees are getting ready to send part of themselves out into the world—to risk, to rebuild, to expand. It is a profound act of trust in nature.

Workers also reduce feeding to the queen to help her slim down and regain flight ability. The queen's reduced egg laying, along with the increased construction of queen cells and a crescendo of forager and guard activity, sets the stage for the departure.

When conditions are right, roughly half the colony departs with the old queen in search of a new home, leaving the remaining bees to raise a successor. This natural division ensures genetic continuity and ecological balance. It is also an opportunity for the colony to reset itself, clear out pathogens, and refresh its internal order.

Signs and Signals of an Impending Swarm

Treatment-free beekeepers can often predict swarming by observing:

- A rapid buildup of population in spring
- Increased drone production
- The presence of swarm (queen) cells, especially near the bottom of combs
- Reduced laying by the queen
- A “backed-up” appearance in the brood nest due to congestion

Additional subtle signs include a shift in the hive’s tone—literally and figuratively. The sound of the colony becomes more anticipatory, with a pulsing rhythm distinct from normal activity. Bees may fan at the entrance more frequently or appear unusually calm yet focused. Seasoned keepers come to recognize this ambiance as the calm before the flight.

A keen listener may hear a higher-pitched tone, or a lighter buzz frequency that precedes swarming behavior. Observing bees spending more time fanning, clustering around the entrance, or marching in purposeful directions can signal imminent movement.

Beekeepers attuned to these signals can support the hive without obstructing it, creating conditions that honor the bees’ innate wisdom while gently stewarding the reproduction process.

Preparing for Swarm Season



To support this process:

- Ensure hives have space to expand—add empty frames or boxes early
- Create bait hives or swarm traps in nearby areas
- Mark and monitor strong colonies likely to swarm
- Keep your observation frequent but minimally invasive

Preparation is both practical and energetic. Some keepers ceremonially cleanse or bless bait hives to welcome new colonies. Placement matters—bait hives set near water, shaded areas, or known bee paths attract more scouts. Using old wax, propolis, and lemongrass oil enhances their allure.

Offering nesting boxes that replicate the natural shape and insulation of a tree cavity can further improve success rates. It's also helpful to orient bait hives facing east or southeast, and to elevate them 8–12 feet above ground when possible.

Swarming season is a time to be especially present, patient, and responsive. Rather than react with anxiety, meet this season with reverence. You are witnessing one of the most ancient and vital rites of pollinator ecology.

Catching and Housing Swarms Ethically

When a swarm lands—on a branch, a fence, or your garden trellis—it enters a temporary holding pattern. This is your window of opportunity. Approach calmly and respectfully. Gather the swarm gently into a ventilated box or container, ideally during cool, quiet weather. House them in a hive prepared with clean frames, starter comb, or natural attractants like lemongrass oil or old brood comb.

Some keepers use a soft cloth, basket, or scoop to gently cradle the swarm. Others play soft sounds or speak quietly as they work. The tone you set becomes part of the bees' orientation to their new home.

After catching, keep the new colony in a sheltered, shaded location for a day or two to allow them to settle before relocating. Avoid shaking or rushing the process; treat it as a sacred transition. A captured swarm is a gift. Treat it as such.

You can also create a small "nucleus hive" or nuc box to house the swarm temporarily. Make sure the new space is clean, well-ventilated, and insulated if needed. Feed the swarm only if absolutely necessary, and use only treatment-free sources of honey or syrup to avoid introducing contaminants.

Guided Reproduction: Splits and Swarm Simulation

In some cases, you may want to guide reproduction without allowing a full swarm flight. This can be done through splits, where part of the colony is moved to a new hive. The queen stays in one half, while the other raises a new queen. This mimics the swarm impulse and can be used to prevent unmanaged departures.

You might also use a walk-away split, leaving bees to make their own decisions about requeening, spacing, and timing. These splits reflect the bees' intelligence and resilience and can strengthen your stock over time. Variations include the "cut-down" method, where brood frames and nurse bees are moved while keeping the flying foragers in the original location. This causes a temporary brood break that can help reset mite levels while encouraging natural queen rearing.

Treatment-free splits honor the bees' timing and reduce stress. Instead of manipulating queen cells or forcefully requeening, allow the bees to handle their lineage. Provide space, orientation options, and minimal disturbance during their transition. Monitor but don't meddle.

Some beekeepers choose to split colonies annually as part of a regenerative practice—multiplying survivor genetics and creating more ecologically integrated hives across their region.

Splits also allow you to expand your apiary mindfully, creating micro-climates and polyculture areas around each new hive. This spreads pollination benefits while diversifying environmental feedback loops, which help inform your broader beekeeping strategy.

Supporting Swarming as a Regenerative Force

Swarming is how bees stay wild. It preserves their instincts, sharpens their survival traits, and reconnects them with the broader ecosystem. By honoring this process, we act not as hive controllers, but as ecological allies.

Let swarming inspire you. Let it remind you that the hive is not static, but alive, evolving, and sovereign. When you support swarming with presence and preparation, you amplify nature's wisdom.

Your apiary becomes a nursery for the land—not just for bees, but for wildness, balance, and beauty.

When supported ethically, swarming becomes an act of land stewardship. It rejuvenates forage areas, spreads healthy genetics, and reweaves the connection between soil, flower, and wing. In honoring the swarm, we honor life's impulse to grow, adapt, and express beauty.

In treatment-free beekeeping, swarming is not an inconvenience. It is an initiation. A call to humility. A reminder that we are co-journeyers, not masters. *It is the sound of a hive remembering who it truly is.*

In the next chapter, we will explore how beekeepers can deepen their role as stewards and mentors—working not to dominate, but to harmonize with the living intelligence of the hive.



Queen Health, Colony Genetics



Chapter 7: Queen Health, Colony Genetics, and Ethical Breeding

In the heart of every thriving colony is the queen—a singular bee whose presence, pheromones, and vitality guide the entire superorganism. Yet in treatment-free beekeeping, the queen is not a product to be replaced at will; she is a living legacy. Her health and lineage represent the culmination of ecological adaptation, genetic diversity, and collective wisdom.

The Queen as the Pulse of the Hive

A healthy queen lays thousands of eggs during peak season, ensuring the continuity and balance of the hive. But her role extends far beyond reproduction. Through her pheromones—especially the Queen Mandibular Pheromone (QMP)—she maintains colony cohesion, suppresses worker ovary development, and influences behavior throughout the hive.

When her pheromone signature weakens or becomes inconsistent, the colony may begin raising a replacement. This natural requeening process ensures that only queens suited to current conditions—climate, pathogens, foraging cycles—are selected. Treatment-free beekeepers honor this instinct, avoiding premature or forceful requeening unless absolutely necessary.

Genetic Diversity and Local Adaptation

In nature, queens mate with multiple drones in flight, creating a rich genetic tapestry in their offspring. This diversity increases colony resilience, especially in terms of disease resistance, hygienic behavior, and seasonal flexibility. Treatment-free practices aim to preserve and amplify this diversity—not narrow it through commercial breeding.

Local adaptation is paramount. Bees that thrive in your specific region have adapted over time to its weather patterns, flora, pests, and forage flow. Introducing queens from distant climates can undermine this adaptation and dilute resilient traits. Instead, selecting survivor stock from your own apiary or neighboring treatment-free keepers builds robust, locally attuned genetics.

Ethical Queen Rearing and Natural Mating

Ethical breeding means aligning our methods with bee biology. In conventional systems, queens are often reared en masse, artificially inseminated, and placed into hives without consideration for colony harmony. In contrast, treatment-free beekeepers allow bees to rear queens naturally—through swarm cells, supersedure, or emergency requeening.

When rearing queens intentionally, methods like the Miller or Hopkins techniques allow beekeepers to support queen production without disturbing the natural colony rhythm. The goal is not to mass-produce queens, but to cultivate lineage that reflects health, vitality, and alignment with place.

Allowing queens to mate naturally—preferably in drone-rich environments with untreated colonies nearby—ensures stronger genetics. Some beekeepers also use isolated mating yards or drone congregation areas to encourage selective pairings, while still allowing natural choice and flight.

When to Requeen—and When Not To

While treatment-free philosophy emphasizes natural cycles, there are rare occasions where requeening may support hive survival:

- If a colony is hopelessly queenless and unable to rear a new queen
- If a new virgin queen fails to mate or lays only drone brood
- If a late-season requeening is necessary to ensure overwintering

In such cases, introducing a locally adapted, naturally reared queen is the best option. The process should be done slowly and respectfully, with minimal disruption. Consider using a push-in cage or frame introduction method that allows gradual pheromone exchange.

However, avoid requeening simply because a colony is slow or less productive. Often, these hives are conserving resources, raising hardy brood, or adapting in unseen ways. Let the bees lead. Trust in their timing.

Breeding for the Future

Ethical breeding in a treatment-free system is not about control—it's about stewardship. By selecting for traits like hygienic behavior, overwintering success, and resilience to dearth, we help create future generations of bees that need fewer interventions, not more.

Participate in your local treatment-free network. Share survivor genetics, track queen lines, and maintain detailed records of colony traits. Consider labeling hives not just by number, but by lineage—naming queens, noting origins, and celebrating ancestry.

In doing so, we become not only keepers of bees, but keepers of legacy. We step into the role of midwives to a lineage that spans millennia. And we contribute to a future in which bees are once again free, wild, and sovereign.

In the next chapter, we'll explore how to build community through education, mentorship, and the creation of pollinator sanctuaries—extending the treatment-free ethic beyond the hive and into the world.



BUILDING COMMUNITY THROUGH EDUCATION, MENTORSHIP, AND POLLINATOR SANCTUARIES



Chapter 8: Building Community Through Education, Mentorship, and Pollinator Sanctuaries

Treatment-free beekeeping is more than a solitary act—it is a ripple that moves through community, culture, and landscape. As we heal our relationship with the bees, we are also called to help others remember theirs. This chapter explores how to extend the ethics and practices of treatment-free beekeeping beyond your apiary through education, mentorship, and the creation of spaces that nurture pollinators and people alike.

The Role of the Educator-Beekeeper

Teaching others does not require a title or certification. It begins with willingness—the openness to share your experiences, listen to others, and guide from humility. Every beekeeper has a story to tell, and often the most powerful lessons come not from perfection, but from honesty.

Whether you're giving a talk at a community center, hosting a backyard hive tour, or chatting with a neighbor over the fence, your words carry seeds. By explaining why you've chosen the treatment-free path—and showing the joy, challenge, and beauty it entails—you help others reconsider their own approaches.

Simple acts can catalyze change: offering books, hosting bee-friendly gardening classes, or inviting local children to observe hive inspections. Every engagement is a chance to reweave the connection between humans and pollinators.

Mentorship: Walking the Path Together

Mentorship is a sacred relationship. It is less about instruction and more about accompaniment. As a mentor, you become a mirror, a sounding board, and a source of steady encouragement. You hold space for questions, setbacks, and discoveries. You model presence, patience, and deep listening.

Mentorship in treatment-free beekeeping also means modeling reverence—for the bees, the land, and the rhythms of nature. It is not about having all the answers, but about helping others learn how to ask better questions.

Consider creating a local mentorship circle or bee club that embraces chemical-free values. Encourage group visits to apiaries, shared problem-solving, and seasonal check-ins. The hive teaches us that learning is communal. Mentorship honors that wisdom.

Creating Pollinator Sanctuaries

Pollinator sanctuaries are spaces of restoration and invitation. They can be as small as a window box or as large as a community garden. The goal is to offer forage, shelter, and safety—not just for honey bees, but for native pollinators, butterflies, and beneficial insects.

Designing a sanctuary begins with diversity. Include native plants that bloom from early spring to late fall. Provide shallow water sources, leave bare ground patches for nesting bees, and avoid pesticides altogether. Incorporate wild edges, flowering hedgerows, and companion plants that support the whole ecosystem.

In urban settings, even rooftops, balconies, and schoolyards can become sanctuaries. Invite community members to participate. Teach them to see beauty in wildness and value in the untamed.

A pollinator sanctuary is more than a garden—it is a living classroom, a medicine wheel, and a prayer made visible.

Advocacy and Outreach

Beyond our hives and gardens, we can shape the larger culture of care for pollinators. Join or form advocacy groups that protect wild habitats, limit pesticide use, or promote ecological farming. Write to local officials about bee-safe policies. Support legislation that strengthens biodiversity and soil health.

Social media, blogs, podcasts, and videos offer powerful ways to share your journey. Be visible. Show that treatment-free beekeeping is not fringe—it is a regenerative path whose time has come.

You might also partner with schools, libraries, botanical gardens, or spiritual centers to co-host events and amplify your reach. The more integrated pollinator consciousness becomes, the more resilient our communities grow.

Embodying the Hive Ethos

In every hive, individual bees serve the whole—not from obligation, but from inner alignment. When we extend our beekeeping beyond the box and into the heart of our culture, we too act from that place of service.

Education, mentorship, and sanctuary-building are acts of remembrance. They help others recall that humans once lived in close partnership with pollinators. They plant the seeds for a future where this relationship is restored.

As you walk this path, remember: you are not alone. Every kind word, every shared insight, every garden planted in love becomes part of the great pollination—carrying life, truth, and healing from one being to the next.

In the next chapter, we'll explore the deeper energetic and spiritual practices of beekeeping—offering insights into the subtle realms where bees and humans commune in ways beyond words.



ENERGETIC AND SPIRITUAL PRACTICES IN BEEKEEPING



Chapter 9: Energetic and Spiritual Practices in Beekeeping

Beyond the biology, beyond the hive tools and seasonal tasks, lies a quieter layer of beekeeping—one that speaks the language of energy, intention, and unseen connection. Treatment-free beekeeping, at its deepest, is not only a method but a form of spiritual partnership. This chapter explores the subtle dimensions of beekeeping and how integrating energetic practices can deepen our relationship with the bees and the land.

Bees as Energetic Beings

Bees are exquisitely attuned to vibration. Their antennae detect frequency shifts, their bodies sense geomagnetic fields, and their dances transmit encoded energetic maps. The hive itself acts as a resonant chamber, alive with the pulse of thousands of wings, pheromones, and harmonic signals.

Treatment-free beekeepers who slow down, tune in, and engage with intention often find that bees respond in kind. Calm presence, coherent energy, and gentle breath can transform an apiary visit from a task into a communion. Your nervous system becomes part of the field they feel.

Approaching a hive with respect, gratitude, and centered energy supports harmony—not just in the moment, but in the ongoing health of the colony.

Working with Intention and Ritual

Many traditional beekeepers began each hive visit with a prayer or quiet offering. This practice still has relevance today. Before opening a hive, pause. Breathe. Offer a few drops of water, a flower, or a word of thanks. Ask permission inwardly, and feel the hive's response.

These small acts of reverence shift the energetic field. They remind us that we are not just working with insects—we are engaging with a superorganism that senses our presence on every level.

Rituals need not be complex. You might:

- Burn cleansing herbs like sage or cedar before opening a hive
- Place intention stones or affirmations near hive entrances
- Meditate or tone quietly while working among the bees
- Offer seasonal blessings at solstices or equinoxes

Whatever your tradition or path, the act of bringing awareness to the sacred opens space for deeper connection.

Sacred Geometry and Symbolic Enhancements

The hive's natural form—the hexagon—is a universal symbol of harmony and sacred order. Treatment-free beekeepers often incorporate other geometrical or symbolic elements into their apiaries to enhance energetic coherence.

Consider painting or carving symbols like the Flower of Life, spirals, or intentional words onto hive bodies. You may also:

- Arrange hives in spiral or radial patterns
- Place copper coils, Shungite nuggets or sacred stones beneath stands
- Use orgone devices or Shungite paint to buffer electromagnetic interference

These additions are not about superstition but resonance. Bees feel the subtle. Aligning your apiary with sacred geometry and coherent energy patterns helps create a vibrational sanctuary.

The Use of Shungite

Shungite is a carbon-based mineral with remarkable grounding and EMF-buffering properties. For years, beekeepers in the Shungite Beehives Project have observed positive changes when using Shungite in and around hives.

Applications include:

- Sprinkling Shungite powder inside hive boxes
- Placing Shungite nuggets beneath stands or at entrance points
- Embedding it into hive designs

Bees exposed to Shungite environments often exhibit calmer behavior, reduced winter losses, and more cohesive cluster dynamics. While the exact mechanisms remain under study, many treatment-free beekeepers view Shungite as a vital ally in an increasingly tech-saturated world.

Mystical Wares has been offering free Shungite samples and educational support to beekeepers worldwide since 2017, helping spread awareness of these subtle but powerful tools. Their website provides resources, instructions, and a hub for shared learning at www.MysticalWares.com.

Listening to the Hive's Spirit

Some beekeepers describe the hive as having a spirit—a distinct intelligence or consciousness that speaks not in words, but in impressions, dreams, or feelings. This is not metaphor to them, but experience. The hive becomes a teacher, a friend, a guide.

Listening to this spirit means cultivating inner stillness. It may mean journaling dreams after hive visits, noticing synchronicities, or simply spending quiet time near the bees without any agenda. It is a form of deep apprenticeship.

As you begin to perceive the hive as more than a colony—as a sentient field—you may find your own inner life expanding. Your thoughts slow. Your presence deepens. You begin to live more in rhythm with the land.

Harmonizing with the Landscape

Energetic beekeeping also extends to the wider land. Where you place your hives, how you tend the soil, and the intentions you hold while gardening or walking the land—all affect the bees.

Creating land altars, sitting spots, or meditation stones near the apiary can anchor peace. Planting with intention, blessing water sources, or engaging in seasonal ceremonies all help weave a field of coherence that the bees can feel and thrive within.

This chapter is not meant to prescribe dogma but to open possibility. Energetic and spiritual practices in beekeeping are deeply personal. They are invitations—not to believe, but to experience.

As you explore this dimension of your beekeeping path, trust your intuition. Follow what feels true. Let your relationship with the bees become a practice of presence, listening, and loving stewardship.

In this way, treatment-free beekeeping becomes not only a gift to the bees—but a path of healing, alignment, and transformation for the beekeeper as well.



TOWARD A RESILIENT FUTURE: REGENERATIVE BEEKEEPING

IN A CHANGING WORLD



Chapter 10: Toward a Resilient Future: Regenerative Beekeeping in a Changing World

As the world faces ecological upheaval—climate instability, habitat loss, and increasing toxicity—the way we keep bees must evolve. Treatment-free beekeeping is not just an ethical choice; it is a strategy for resilience. This chapter explores how regenerative practices empower both bees and beekeepers to thrive amidst uncertainty, and how we can become catalysts for planetary healing through our hives.

Climate-Conscious Beekeeping

Shifting weather patterns and disrupted bloom cycles are challenging bees in new ways. Late frosts, droughts, and erratic rains affect nectar flows and colony buildup. In response, regenerative beekeepers adapt their practices:

- Planting for resilience: Favoring native, drought-tolerant, and long-blooming species
- Supporting microclimates: Using hedgerows, mulch, and water features to buffer extremes
- Hive insulation: Upgrading to breathable, well-insulated hives that reduce stress year-round
- Observation over reaction: Learning to read seasonal signals and respond with nuance, not haste

Adapting to climate change means thinking like an ecosystem—not just managing bees, but stewarding the conditions that support life.

Fostering Biodiversity and Soil Health

Healthy hives rely on healthy landscapes. By tending the soil, we nourish the plants that feed the bees—and the microbes that underpin all life. Regenerative beekeepers integrate bees into polycultural systems:

- Rotating grazing or planting to allow floral recovery
- Composting and avoiding chemical fertilizers
- Growing medicinal herbs to support bee immunity
- Encouraging fungal networks and mycorrhizal growth

This approach creates a feedback loop: richer soil, stronger plants, healthier bees, and greater pollination.

Decentralization and Local Adaptation

Large-scale commercial beekeeping often promotes homogeneity: uniform equipment, standardized genetics, centralized management. But resilience thrives on diversity.

Treatment-free beekeeping encourages:

- Breeding local survivor stock
- Sharing genetics and resources within communities
- Diversifying hive types and apiary locations
- Re-skilling and knowledge sharing across generations

In this way, each beekeeper becomes a node in a living network—a decentralized, place-based web of resilience.

Rewilding the Human Spirit

Perhaps the most transformative aspect of regenerative beekeeping is what it rekindles in us. As we align with cycles, listen more deeply, and give back to the land, we begin to heal our own disconnection.

Beekeeping becomes a prayer. A ritual. A promise to be a better ancestor. This reconnection inspires broader changes: reduced consumption, more intentional communities, and deeper reverence for all beings. It is how beekeeping becomes not only ecological, but cultural regeneration.

The Beekeeper as Bridge-Builder

In a fractured world, bees remind us of interdependence. As beekeepers, we become bridges:

- Between human and insect
- Between modern and ancestral ways
- Between despair and possibility

Our hives become living altars of resilience—pulsing with life, beauty, and hope. They are not just repositories of honey, but of vision.

Let your apiary reflect the future you want to live in. Let it be a sanctuary for bees, for wildness, and for the deep remembering of our role in the web of life.

This is the call of the treatment-free path: to regenerate not only our bees, but our landscapes, our communities, and ourselves.



REFLECTIONS—
WALKING THE TREATMENT-FREE PATH



Chapter 11: Reflections — Walking the Treatment-Free Path

"To tend the bees is to tend the soul of the land. As we heal our hives, we heal ourselves."

In this chapter, we pause to reflect—not with finality, but with gratitude. The treatment-free path is not a destination, but a way of being: present, patient, and in partnership with nature.

As we reach the end of this journey through treatment-free beekeeping, we arrive not at a conclusion, but at a beginning—a return to simplicity, to reverence, and to the deep knowing that we are not separate from the bees, but part of the same song.

This book has offered tools, insights, and invitations—but the real wisdom lives in the hive, in the soil beneath your feet, and in the silence between visits. It lives in your courage to observe rather than react, to listen rather than impose, and to choose partnership over control.

Embracing the Ongoing Journey

Treatment-free beekeeping is not a fixed formula. It is a living path that asks you to be a student of nature—curious, humble, and willing to grow. Some years will bring abundance; others will ask you to deepen your trust. Loss may come, but so will unexpected beauty.

You will learn to read the sky, to smell the seasons, to feel the hive's hum in your bones. You will speak less, and hear more.

Let each hive become a mirror. Let it show you where you're out of sync, where you can soften, where you can serve.

Reweaving Relationship

To keep bees without treatments is to step into an ancient rhythm—a pact of reciprocity. It is to say: "I will walk with you, not rule over you." It is to remember that we once belonged to the land, and that the bees can help us find our way home.

This is how we regenerate not only ecosystems, but relationships: with the wild, with each other, with the sacred.

As your practice deepens, you may find that what begins with bees begins to echo through your entire life. You become more patient, more present, more tuned to the subtle. You stop measuring success in pounds of honey and begin measuring it in moments of awe.

The Pollination of a Vision

Each treatment-free hive is a seed. It holds the potential to rewild our food systems, to soften the human footprint, and to teach a different kind of stewardship. But these seeds must be planted—through action, through sharing, through community.

You are part of a growing movement. A new-old remembering. A lineage of keepers, dreamers, and healers who believe that another way is not only possible—*but necessary*.



MASON AND CARPENTER BEES:



ALLIES IN THE POLLINATOR WEB

Chapter 12: Mason and Carpenter Bees: Allies in the Pollinator Web

While honey bees often take center stage in discussions about pollinators, mason and carpenter bees are vital native species that contribute significantly to ecological health and food production. In treatment-free beekeeping and regenerative land stewardship, recognizing and supporting these solitary bees is essential.

The Role of Mason Bees

Mason bees (Osmia spp.) are solitary, gentle, and incredibly efficient pollinators. Unlike honey bees, they do not form hives or produce honey. Instead, each female independently builds a nest, often in hollow stems or pre-drilled wood cavities.

Characteristics:

- Early spring pollinators—active when many plants bloom
- Excellent at pollinating fruit trees, berries, and spring flowers
- Use mud or clay to partition and seal their nesting chambers
- Rarely sting and are safe around children and pets

Mason bees can pollinate up to 100 times more flowers per bee than honey bees due to their foraging behavior and body structure.

The Role of Carpenter Bees

Carpenter bees (Xylocopa spp.) are larger-bodied and resemble bumblebees. While often misunderstood due to their wood-boring habits, they play an important role in pollination, especially for native plants.

Characteristics:

- Solitary or semi-social
- Females excavate tunnels in dead wood to lay eggs
- Males are curious but stingless
- Important buzz pollinators for certain native and ornamental plants

Carpenter bees are especially vital for open-faced flowers and perform sonication (buzz pollination), which is crucial for crops like tomatoes, blueberries, and eggplants.

Pollen and Nectar Collection: Honey Bees vs. Mason and Carpenter Bees
Understanding the differences in how these bees gather pollen and nectar offers insights into their ecological roles and the value of biodiversity in pollination.



MASON BEE
(Osmia spp.)



Bee Hotel

Nests in:
- Hollow reeds or plant stems
- Pre-made cavities



CARPENTER BEE
(Xylocopa spp.)

Nests in:
- Tunnels bored in wood



Drilled Hole in Wood



These differences highlight the complementary nature of native solitary bees and honey bees in an ecosystem. Their diverse foraging methods and preferences ensure a wider range of plants receive pollination support.

Understanding the differences in how these bees gather pollen and nectar offers insights into their ecological roles and the value of biodiversity in pollination.

Honey Bees (Apis mellifera):

- Collect nectar in a specialized honey stomach and return it to the hive to produce honey
- Pack pollen into "pollen baskets" (corbiculae) on their hind legs using moistened hairs and regurgitated nectar
- Tend to focus on a single plant species per foraging trip (floral fidelity), which enhances pollination efficiency for agriculture

Mason Bees (Osmia spp.):

- Do not have pollen baskets
- Carry dry pollen on the undersides of their hairy abdomens (scopa), which makes them messier but more effective pollinators
- Collect both pollen and nectar while moving quickly between diverse flowers, leading to high cross-pollination rates

Carpenter Bees (Xylocopa spp.):

- Also lack formal pollen baskets
- Carry pollen on coarse leg hairs and body fuzz
- Known for "buzz pollination"—vibrating flowers to release tightly held pollen, especially effective on crops like tomatoes and blueberries

These differences highlight the complementary nature of native solitary bees and honey bees in an ecosystem. Their diverse foraging methods and preferences ensure a wider range of plants receive pollination support.

Lifecycle and Nesting Habits of Solitary Bees

Mason and carpenter bees follow distinct life cycles tailored to their solitary nature. After mating in early spring, female mason bees find small cavities (often 3–8 mm wide) in wood or stems and begin laying eggs. Each egg is placed in its own chamber, along with a pollen-nectar provision, and sealed with mud.

Carpenter bees excavate tunnels into dead wood, laying eggs in linear rows within these self-made cavities. Each larva matures within its cell and emerges the following spring. Most solitary bee larvae develop over summer, overwinter as pupae, and emerge as adults in the spring, synchronized with flower bloom.

How Mason Bees Build with Mud and Water

Mason bees derive their name from their building behavior. After laying each egg in a chamber provisioned with pollen and nectar, the female collects mud or damp clay and uses it to seal the cell—creating a protective barrier. This mud partition helps protect developing larvae from moisture, parasites, and mold. To accomplish this, mason bees seek out moist, workable materials near their nesting sites.

This behavior highlights their reliance on specific natural resources:

- Mud or clay: Needed for walling off individual egg chambers
- Moisture: Essential to mold the mud into secure plugs
- Uncompacted, exposed soil: Preferred for easy access and transport

Carpenter bees, while not using mud, may line their tunnels with wood pulp or smooth the surfaces to create insulated nests. However, mason bees' use of external building material like mud is unique and makes habitat support more practical.

How to Support Mason Bee Construction Needs:

- Create a mud station: A shallow dish or small depression filled with clayey soil kept moist
- Place it nearby: Within 20–30 feet of bee hotels to reduce energy spent gathering material
- Avoid pesticides: Especially around soil or water sources
- Use native clay-rich soils: If possible, to mimic natural conditions

By providing a consistent source of mud and water, you're directly supporting the reproductive success of mason bees and helping to anchor their presence in your landscape.

How to Build a DIY Bee Hotel

Creating a bee hotel is a rewarding way to support mason bees:

- Use untreated wood blocks or bundles of hollow plant stems
- Drill holes 3–8 mm in diameter and 4–6 inches deep into wood blocks
- Ensure holes are smooth and closed at the back
- Mount hotels at eye level in a dry, sunny, sheltered area facing southeast
- Clean annually or replace used materials to avoid parasites and mold

Seasonal Support Calendar for Solitary Bees

Spring:
- Install bee hotels before bloom
- Provide early-blooming flowers (willow, crocus, lungwort)

Summer:
- Leave wildflower patches undisturbed
- Monitor bee hotels for use

Fall:
- Do not disturb nesting sites
- Allow plant stems and snags to remain

Winter:
- Shelter existing hotels
- Clean old materials and prepare new ones for spring

Addressing Common Concerns

Carpenter bees sometimes bore into wooden structures, which can be concerning. To discourage this:

- Provide dedicated deadwood away from buildings
- Use hardwood or painted surfaces for vulnerable areas
- Avoid pesticides or insecticides—they harm beneficial species

It's important to remember that the ecological benefit of carpenter bees often outweighs any minor damage they may cause.

Companion Plants for Mason and Carpenter Bees

To attract and nourish these bees, plant a diversity of native flowering plants:

Early Season:
- Willow, red maple, crocus, lungwort

Mid Season:
- Bee balm, wild geranium, black-eyed Susan, phacelia

Late Season:
- Goldenrod, aster, sedum

Include tubular flowers for carpenter bees and open, shallow blossoms for mason bees. Providing blooms from early spring through fall ensures forage continuity.



Supporting Solitary Bees

Treatment-free and regenerative beekeepers can support mason and carpenter bees by creating habitat and minimizing disturbance.

Habitat Tips:

- Install bee hotels with nesting tubes for mason bees (3–8 mm diameter)
- Leave dead wood, snags, and stumps for carpenter bees
- Avoid painting or treating wood with chemicals
- Provide a shallow water source with stones for safe drinking
- Plant native flowers across seasons for continuous forage

Coexisting with Honey Bees

Mason and carpenter bees do not compete directly with honey bees, as they often forage on different plants or at different times. Their presence increases pollination diversity, which enhances garden and crop resilience.

By supporting these native pollinators, we strengthen the web of life that sustains all bees—including our treatment-free honey bee colonies.

A Story from the Garden: The Power of Small Wings

Last spring, I hung my first mason bee hotel on the southern wall of our garden shed—just a bundle of bamboo tubes in a weathered frame. I didn't expect much, but within a week, several blue-black mason bees were busily investigating the tubes. By midsummer, every chamber was sealed with neat clay caps.

What surprised me most wasn't just how quickly they moved in—but how the garden changed. Our apple tree, which had struggled to produce in years past, bore its heaviest fruit yet. Peas, berries, and even wildflowers flourished. - *Debra 1st year treatment-free beekeeper*

Meanwhile, a carpenter bee began visiting a cracked fence post each morning. I watched her buzz and vibrate the flowers that honey bees ignored—like the eggplant and passionflower. Her presence felt like a quiet blessing, a reminder of the wild intelligence woven through the garden.

These solitary bees asked for so little—some safe space and flowering kindness—and gave so much in return.

More Solitary Bee Behaviors: Foraging Range and Preferences

Solitary bees typically forage within a short radius—usually 300 to 500 feet from their nests. This localized range makes them highly effective pollinators for gardens, orchards, and small farms. Their foraging supports a dense, biodiverse ecosystem.

Daily Activity Rhythms

Mason and carpenter bees are generally most active in the morning when temperatures rise and blossoms open. Unlike honey bees, solitary bees are not constrained by hive-based schedules, and their activity is more directly tied to local sunlight and ambient warmth.

Nest Recognition and Navigation

Solitary bees demonstrate excellent spatial memory. Females return to the exact nesting tube or tunnel among many using nearby visual markers such as plant clusters, rocks, or shadows. Some may even create slight scent markers or patterns near their nest entrance for easier recognition.

Territorial and Nesting Behavior

Though not aggressive, female solitary bees are highly aware of their nesting zones. They may patrol or guard their specific entrance briefly. While mason bees often nest in close proximity, each female manages her own offspring independently, showing cooperative proximity rather than social nesting.

Overwintering Strategies

Solitary bee larvae develop over the summer and enter a dormant state within their chambers by fall. They remain in a protective cocoon until spring, emerging in sync with seasonal blooms. Stable, undisturbed overwintering conditions are critical. Premature warming due to climate shifts or artificial heating can disrupt this cycle and cause population losses.

You Are a Solitary Bee Steward

You don't have to be a beekeeper with honey-producing hives to make a lasting difference. By supporting mason and carpenter bees, you're playing a vital role in ecological restoration and biodiversity. These native pollinators quietly do the work of sustaining ecosystems—helping fruits set, flowers bloom, and native plants persist.

Creating just one bee hotel, offering a small patch of wildflowers, or providing a source of mud and water can support dozens—sometimes hundreds—of solitary bees. Each action you take sends ripples across your local landscape.

Let us call this role what it truly is: a Solitary Bee Steward. These are the quiet guardians of biodiversity. Whether you tend a suburban yard or a rural garden, your care for these bees contributes to a regenerative and resilient world. And in doing so, you become part of a growing movement—one rooted in reverence for life's smallest and most essential workers.

A Natural Partnership

Every bee species brings unique gifts. In a regenerative apiary, we create room for all pollinators to thrive. Mason and carpenter bees remind us that even small, quiet workers have a mighty impact. Their presence signals ecological balance, resilience, and beauty.
Invite them in. Let the land buzz with diversity.

ANCIENT BEE TRADITIONS AND SACRED SYMBOLISM



Chapter 13: Ancient Bee Traditions and Sacred Symbolism

Mythology and Symbolism

Throughout human history, bees have buzzed at the edge of myth and meaning. In ancient Greece, they were seen as emissaries of the divine. The oracle of Delphi was tended by priestesses called Melissae—"the bees"—who were believed to receive prophecy through their sacred connection to the insect world. Bees were considered messengers of the gods, capable of moving between worlds and whispering truths to those who listened (Ransome, 1937).

In Egyptian mythology, bees were born from the tears of the sun god Ra. As those tears struck the desert sands, they transformed into buzzing life—symbols of resurrection, diligence, and eternal cycles (Wilson, 2006). Honey, seen as the golden food of the gods, was placed in tombs to sweeten the soul's journey to the afterlife. Bees appeared in hieroglyphs connected to divine kingship and cosmic harmony, and entire temples were dedicated to their care.

Celtic lore also held bees in reverence. They were thought to carry the souls of the dead and were kept informed of family births, deaths, and marriages—an ancient practice known as "telling the bees" (Heinrich, 2004). This belief symbolized the bee's deep connection to the cycles of life and the unseen realms. In Irish tradition, bees were thought to communicate with the spirit world and were never to be spoken of in anger.

Sacred Beekeeping Practices

In many ancient cultures, beekeeping was considered a sacred act. Temples in Egypt, Mesopotamia, and later in Greece and Rome maintained hives as offerings to the gods (Crane, 1999). Honey was among the earliest known ritual substances—used in libations, sacrifices, and as a preservative for sacred herbs.

In Greece, the Melissae were women trained in spiritual service and honeycraft, and their bee-centered wisdom was tied to goddess traditions, especially Artemis and Demeter. They viewed hives as temples in miniature—reflecting cosmic harmony in the alignment and geometry of the comb (Rigoglioso, 2009).

Among the Maya, the stingless bee Melipona beecheii was treated with deep reverence. Ceremonies included chants, incense, and carved stone hives placed in sacred groves. Bees were believed to be divine intercessors, and honey was used in shamanic rituals and rites of healing (Roubik, 1995).

Royal and Esoteric Use of Bee Imagery

The bee has long stood as a symbol of divine order and sacred kingship. In Egypt, pharaohs were titled "He of the Sedge and the Bee," reflecting the unification of Upper and Lower Egypt (Wilkinson, 2003).

Napoleon chose the bee as a symbol of immortality and industry, adorning his robe and regalia with hundreds of golden bees to signify his alignment with ancient dynasties (Fraser, 2004). His use of the bee intentionally connected his regime to the early Merovingian kings, whose tombs held bee-shaped artifacts.

Freemasons and other esoteric schools employ the beehive as a symbol of order, unity, and the sacred nature of work. In Rosicrucian thought, bees represent the initiated soul, and their hive is the heart-temple of the mystical path (Hall, 1928).

Medicinal and Magical Uses

Bees and their gifts have been central to healing traditions across cultures. Greek physician Hippocrates prescribed honey for wounds and infections. Ayurveda and Chinese medicine both value honey for its balancing and preserving effects. Propolis was known as a natural antibiotic even in ancient Rome (Crane, 1999).

Magically, beeswax candles were burned to send prayers and invoke clarity, and honey was used to anoint altars and sacred tools. Bee venom therapy, used in modern times to ease arthritis and pain, was practiced in traditional Eastern medicine and indigenous ritual contexts.

Honey jars—ritual tools in Hoodoo and folk magic—continue a long-standing tradition of sweetening outcomes and nourishing love, harmony, and abundance (Yronwode, 2002).

Bees in Alchemy and Spiritual Transformation

In alchemy, the transmutation of nectar to honey mirrors the transformation of base emotions to wisdom. The hive is a crucible where nature creates a golden elixir—honey—that nourishes and heals. Alchemists saw the bee as a symbol of the adept, gathering essence from the many and refining it into truth (Jung, 1967).

The queen bee embodies the divine feminine principle: she does not rule by force, but by presence and fertility. Her pheromones harmonize the hive, much as spiritual insight harmonizes the soul.

Bees' relationship to flowers represents the soul's pilgrimage through life's lessons. As they return to the hive and share nectar through dance and food, so too does the wise initiate return from inner journeys with gifts to offer the collective.

Bees and the Afterlife Across Cultures

In many spiritual traditions, bees were seen as intermediaries between the worlds of the living and the dead. In ancient Greece, bees were said to escort souls to the afterlife and were associated with the Eleusinian Mysteries and the soul's rebirth. In Celtic customs, the tradition of "telling the bees" ensured the colony stayed connected with the human household through all life events—especially death. It was believed that failing to inform the bees could lead them to abandon the hive in grief.

In Slavic and Germanic folklore, bees were messengers to the Otherworld, and their appearance after a death was seen as a sign from departed spirits. Some funerary rites included placing a bit of honey or beeswax with the deceased as a final gift and guide for the journey beyond.

Astrological and Cosmic Associations with Bees

Bees have long been linked to the stars. In astrology, bees are most often associated with the sign Virgo—symbolizing fertility, order, and nurturing. Virgo's link to the harvest and the sacred feminine mirrors the hive's cycles of reproduction and care.

In ancient star maps and planetary metaphors, bees were aligned with solar qualities—vitality, golden light, and community—but they also carried lunar significance through their nocturnal vibrations and the reflective quality of wax. The hexagon, central to bee comb, echoes throughout cosmology and sacred geometry as a representation of universal harmony.

Bees in Literature and Mystical Poetry

Bees have inspired spiritual poetry for centuries. In the writings of Sufi mystics like Rumi, bees are symbols of divine intoxication—drawn toward the nectar of love and lost in ecstatic service. Rumi writes of the bee's dedication and longing, likening its pursuit of nectar to the soul's yearning for union with the Beloved.

In Virgil's Georgics, bees were emblems of noble labor and divine inspiration. Monastic scribes of medieval Europe described bees as carriers of heavenly wisdom, and early Christian poets celebrated their harmony and devotion.

Bees in Early Christianity and Monastic Life

In medieval monasteries, beekeeping was considered a sacred vocation. Monks and nuns cared for hives not only for honey and wax but as part of a contemplative path. The hive symbolized the Church—orderly, fertile, harmonious.

Saint Ambrose, one of the early Church Fathers, was associated with bees from infancy when a swarm is said to have landed on his lips, marking him for future eloquence. He later became the patron saint of beekeepers, scholars, and candle makers.

Beeswax candles were essential in sacred liturgy, valued for their pure, smokeless flame—a symbol of Christ's divine light. The Exsultet, a hymn sung during Easter vigil, explicitly praises the "work of the bees" in creating the candle that carries the flame of resurrection.

Bee Sound and Sacred Vibrations

Recent scientific studies are beginning to explore the physiological effects of sound frequencies similar to those produced by bees. A 2019 study published in Scientific Reports found that exposure to low-frequency vibrations (including frequencies close to the average bee hum, around 200–250 Hz) may positively influence heart rate variability and induce a parasympathetic (relaxation) response in the human body (Kim et al., 2019).

Furthermore, the field of vibroacoustic therapy—a clinical form of sound healing—has documented therapeutic benefits using sound waves in the 20–120 Hz range. Although bee hums are slightly higher in frequency, their layered harmonic vibrations have been anecdotally reported to help reduce anxiety and elevate mood. Some contemporary beekeepers and sound healers even create meditative recordings of hives for mindfulness practices.

Observations by holistic beekeepers suggest that intentional, quiet sitting near a healthy hive can be grounding and deeply restorative, akin to forest bathing or sound meditation. The subtle changes in hive tone also provide intuitive insight into colony health—serving as a non-invasive diagnostic tool for experienced listeners.

Thus, the bee's buzz becomes more than a sound—it is a vibrational bridge between beings, a natural frequency that invites coherence, presence, and peace.

Together, these traditions weave a timeless message: the bee is not only a pollinator of plants, but of wisdom, soul, and sacred community. By remembering and honoring these ancient associations, we deepen our modern connection to the hive—not just as keepers, but as co-creators in the dance of life.

Sources Cited:

- Crane, Eva. The World History of Beekeeping and Honey Hunting. Routledge, 1999.
- Fraser, Antonia. Napoleon: His Wives and Women. Anchor Books, 2004.
- Hall, Manly P. The Secret Teachings of All Ages. 1928.
- Heinrich, Bernd. The Buzz About Bees. Harvard University Press, 2004.
- Jung, Carl. Alchemical Studies. Princeton University Press, 1967.
- Rigoglioso, Marguerite. The Cult of Divine Birth in Ancient Greece. Palgrave Macmillan, 2009.
- Roubik, David. Ecology and Natural History of Tropical Bees. Cambridge University Press, 1995.
- Wilson, Penelope. Hieroglyphs: A Very Short Introduction. Oxford University Press, 2006.
- Wilkinson, Toby. The Thames & Hudson Dictionary of Ancient Egypt. Thames & Hudson, 2003.
- Yronwode, Catherine. Hoodoo Herb and Root Magic. Lucky Mojo Curio Co., 2002.

Sacred Pathways of the Bee

Visions, Symbols, and Spiritual Lessons



Chapter 14: Sacred Pathways of the Bee: Visions, Symbols, and Spiritual Lessons

Bee Dreams and Symbolic Visitations

Throughout history, bees have visited dreamers, mystics, and seekers with messages that transcend language. In dream interpretation traditions—both ancient and modern—bees often symbolize abundance, community, purpose, or divine presence. A swarm in a dream may represent an idea ready to take flight, while a solitary bee may suggest the need for focus or healing.

Numerous accounts tell of bees entering rooms at pivotal life moments—deaths, births, or spiritual awakenings. In many folk traditions, these are seen as visitations from ancestors or spirit allies. When bees linger or land on a person without stinging, some believe it is a sign of blessing or recognition. These symbolic encounters deepen the mystique surrounding bees and their role as vibrational emissaries between worlds.

The Bee in Art and Architecture

Bees have graced sacred and royal designs for millennia. In ancient Minoan frescoes, golden bees adorned goddess temples. The Greeks included bees in coins and ceremonial jewelry, while Roman mosaics often featured them among the fruits and vines of paradise.

In Gothic cathedrals, beehive imagery was subtly integrated into stained glass and stone carvings—particularly in places where monastic beekeeping thrived. In Islamic architecture, hexagonal tessellations reminiscent of honeycomb mirror divine order and perfection. More recently, visionary artists and permaculture designers are reviving bee symbolism in community art, biodynamic farms, and sacred geometry installations.

The Bee as a Feminine Archetype

The queen bee represents more than leadership—she embodies a living metaphor for sovereign, embodied femininity. Her power lies not in control but in presence, coherence, and generative vitality. The hive serves her not out of subjugation, but mutual alignment and evolutionary purpose.

Goddess traditions—such as those of Artemis, Demeter, and Neith—recognized bees as sacred messengers and keepers of the threshold between worlds. Priestesses in ancient Greece were called Melissae, "the bees," symbolizing their connection to divine insight and sacred service. Today, many women reclaim the bee as a totem of intuitive power, fertility, and the communal feminine.

Sacred Beekeeping Tools and Practices

In treatment-free beekeeping, every tool can become an extension of reverent intention. Hive tools may be etched with sacred symbols; smokers may be filled with herbs like sage or lavender, chosen not only for their aroma but their energy-clearing qualities. Veils may be adorned with embroidery or prayer beads. Rituals for the first opening of a hive in spring—or for honoring a colony that has passed—are being revived and shared by spiritually attuned beekeepers.

Even the way one approaches a hive becomes ceremonial. Some sing or hum, offering vocal vibration as a gift. Others place crystals, sacred geometry patterns, or painted affirmations on hive boxes to harmonize the space. These acts don't replace science—they deepen it with soul.

Beekeeping as Pilgrimage

To keep bees is to undertake a journey. Each season teaches something new: the resilience of winter, the fertility of spring, the discipline of summer, the letting go of autumn. Beekeepers learn to slow down, observe, and respond with humility. They grieve losses, celebrate swarms, and accept that not all is in their control.

For many, this becomes a spiritual practice—a return to the land, a living meditation. In this light, the apiary is not merely a food source, but a place of initiation. It teaches presence, patience, and reverence. Beekeeping becomes a mirror: as we tend the bees, we tend our own hearts.

In these sacred pathways—dreams, symbols, rituals, and lessons—the bee reveals its deeper truth. It is not just a pollinator, but a priestess; not just an insect, but a teacher. Through bees, we remember how to live with purpose, in rhythm, and in sacred connection to all life.

MINERAL ALLIES FOR THE HIVE: SHUNGITE AND EMF PROTECTION



Chapter 15. Mineral Allies for the Hive: Shungite and EMF Protection

Introduction: The Invisible Threat to the Hive

In an age where human technology saturates the environment with artificial frequencies, honey bees are being exposed to levels of electromagnetic radiation (EMF) never before encountered in their evolutionary history. From cell towers to Wi-Fi routers, power lines to Bluetooth signals, these invisible fields ripple through the air, subtly altering the energetic matrix of the world—and the bees, it seems, are noticing.

Research has shown that EMF exposure can disrupt bee navigation, foraging behavior, and even communication within the hive. Bees, with their finely tuned sensitivity to magnetic fields and vibrational cues, are particularly vulnerable to this interference. Many treatment-free beekeepers have begun to ask: What if we could help buffer or shield our bees from this ambient stress?

Enter Shungite.

What is Shungite?

Shungite is a rare, carbon-rich mineral found in Karelia, Russia. It is composed of nearly pure carbon in the form of fullerenes—spherical molecular structures known for their unique electromagnetic and detoxifying properties. Used for centuries as a purifying and protective stone, Shungite has gained attention for its proven ability to absorb and neutralize EMFs.

When placed near electronic devices, in water, or around living organisms, Shungite is said to harmonize frequencies and create a grounding effect. These qualities make it a promising ally for bee guardians seeking non-invasive, energetically aligned solutions to modern stressors.

Shungite in the Hive: Practical Applications

Beekeepers experimenting with Shungite have developed a variety of ways to integrate this mineral into their hive design:

- Embedding Shungite nuggets in hive stands or baseboards to create a grounding field beneath the colony.
- Sprinkling powdered Shungite in inner covers or on frame edges where bees frequently walk.
- Using Shungite-infused paint in hive construction, allowing for long-term exposure. *(faraday effect)*
- Placing Shungite stones in shallow dishes of water near the apiary—offering both hydration and energetic support.

The Shungite Beehives Project, a grassroots initiative launched by Mystical Wares/Derek Condit, has provided free Shungite samples and instructions to beekeepers worldwide since 2017. Their aim is to encourage experimentation and observation among natural beekeepers seeking alternative support for their colonies.

Observed Benefits and Community Reports

Though scientific studies specific to Shungite in beehives remain limited, anecdotal reports are increasingly compelling. Beekeepers using Shungite describe:

- Increased hive calmness and reduced defensive behavior
- Improved overwintering survival rates
- More consistent brood patterns
- Enhanced resilience in high-EMF environments (urban settings, near power lines, etc.)

Some also report that colonies seem more “settled” when Shungite is present—as if a subtle agitation has been neutralized. The bees appear more focused, less erratic, and more aligned with seasonal rhythms.

Energetic Principles and Intuitive Feedback

The use of Shungite goes beyond physical intervention. Many sensitive beekeepers describe a qualitative difference in hive “vibe” when Shungite is integrated. It’s as if the mineral acts not only as a shield but a tuning fork, restoring harmonic balance to the hive’s internal field.

For those attuned to energetic feedback—whether through meditation, muscle testing, or intuitive listening—Shungite appears to anchor a field of coherence. This effect may extend to the beekeeper as well, supporting a calmer, more heart-centered presence when working with bees.

Shungite and Holistic Hive Design

Integrating Shungite into hive setups is just one facet of a broader movement toward energetically conscious hive design. In combination with sacred geometry, natural materials, orientation practices, and biodynamic timing, Shungite becomes a tool within a system of resonance-based care.

The goal is not to isolate the bees from nature, but to shield them from human-made interference while amplifying their connection to the earth’s natural frequencies. This approach aligns with treatment-free philosophy: trusting the bees’ wisdom while creating a supportive environment for their innate intelligence to thrive.

Final Thoughts: Healing with Stone, Light, and Intention

The Shungite Beehive represents a bridge between ancient mineral wisdom and modern environmental challenge. It invites us to think beyond chemicals and interventions—to tune into vibration, harmony, and the subtle fields that shape life.

Transforming Any Beehive into a Shungite Beehive

Any type of beehive can be converted into a Shungite Beehive, incorporating the protective and grounding properties of Shungite to create an energetically harmonious environment for bees. For this guide, we will focus on the Langstroth beehive setup, but the principles can be adapted for other hive designs.

While not all steps are required in every case, we recommend following these guidelines as closely as possible to achieve the most optimal results. If you are working with a previously used beehive, you can apply Shungite-infused paint over existing coatings, provided they are non-toxic.

Step 1: Selecting a Hive & Preparing the Surface

Begin with a new beehive that has not been treated with chemical sealants, synthetic paints, or pesticides. This ensures the bees are not exposed to harmful residues.

If using a pre-owned hive, lightly sand the exterior to remove loose paint or contaminants before applying Shungite Paint.

Step 2: Applying Shungite Paint to the Exterior

Coat the entire exterior surface of the beehive with Shungite-infused paint (recipe provided below).

Shungite's high carbon content and fullerenes allow it to interact with various energy fields, potentially helping mitigate the impact of harmful electromagnetic frequencies from sources like cell towers, Wi-Fi routers, and radio signals.

Allow the first coat to dry completely before applying an additional layer for enhanced protection and longevity.

Step 3: Treating the Hive Interior with Colloidal Silver

Before introducing bees, generously spray the inside of all hive boxes with colloidal silver (15ppm or higher).

Allow the hive components to dry completely and repeat if a more thorough saturation is desired.

The presence of silver particles inside the hive may help inhibit harmful bacterial and fungal growth, including:

- Chalkbrood disease
- Stonebrood disease
- American foulbrood
- European foulbrood

Colloidal silver has been recognized for its antimicrobial properties, supporting the hive's overall health by reducing the likelihood of pathogenic outbreaks that could weaken or destroy a colony.

Additional Enhancements *(optional but recommended)*

1. Embedding Shungite at the Hive Entrance

a.Placing Shungite stones at the hive entrance may act as a grounding mechanism, helping bees discharge built-up static or disruptive energy.
b.Observations suggest that bees frequently interact with Shungite, which could indicate an energetic affinity beneficial to their well-being.

2. Integrating Shungite Powder into the Inner Hive Environment

a.Lightly dusting Shungite powder inside corners or crevices of the hive boxes may further enhance the hive's protective energy field.

b.Ensure any application does not interfere with hive ventilation or bees' natural movement patterns.

By following these steps, beekeepers can holistically enhance their hives with the grounding, protective, and antimicrobial properties of Shungite and colloidal silver, creating an environment that fosters stronger, healthier colonies in a world of increasing environmental stressors.

Paint the entire exterior of the beehive, allowing it to dry completely before adding additional coats.

Ensure proper drying time before placing bees inside to avoid exposure to any residual fumes.

Why Shungite Beehives Protect Against EMFs & (CCD)

Scientific studies suggest that electromagnetic frequencies (EMFs) from cell towers, Wi-Fi signals, and 5G networks can disrupt bee navigation, suppress immune function, and increase stress levels, leading to Colony Collapse Disorder (CCD).

A Shungite-coated beehive acts as a Faraday cage, reducing the penetration of harmful frequencies and offering bees a place to regenerate their energy fields. This allows them to recover from electromagnetic exposure overnight, leading to:

- Stronger immune systems
- Improved hive cohesion and stability
- Enhanced resilience against environmental stressors

By incorporating Shungite into your beekeeping practices, you provide your bees with a protective, energetically balanced home, helping preserve pollinator health in an increasingly technology-driven world.

Bees are incredibly sensitive to the energy frequencies in their surroundings, which allows them to be highly attuned to the vibrational patterns that exist in their environment. This heightened awareness enables them to navigate and respond to various energetic stimuli, such as Shungite.

Everything on Earth has a specific vibration or frequency, and all living beings, including humans, animals, plants, and insects, have a vibration field that must be maintained at specific levels to remain healthy. The way molecules or atoms of all matter “spin” around one another is known as their frequency, which can be observed under a high-powered microscope.

However, modern technologies, such as computer monitors, laptops, TVs, radios, microwave ovens, Wi-Fi routers, smart meters, and cell phones, use electromagnetic waves to function. These frequencies are extremely detrimental to our natural vibrations as well as the bees’ vibrations. When the bees’ vibration field or frequency is disharmonious, their meridian clocks are disturbed, immunity is compromised, natural recovery and rejuvenation abilities are reduced, and overall wellness can decline. This makes the bees more susceptible to diseases and pests.



HIVE HARMONY: SACRED GEOMETRY, ENERGY TOOLS, AND BEE MEDICINE



CRYSTAL GRIDS



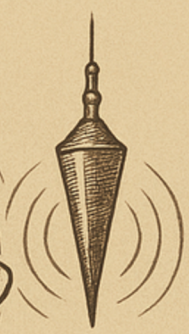

PENDULUMS



BEEHIVE





MEDICINE



Chapter 16. Hive Harmony:
Sacred Geometry, Energy Tools, and Bee Medicine

Honey bees are master communicators, operating through a deeply refined language of sound, vibration, scent, and movement. This subtle, multi-sensory exchange forms the foundation of hive cohesion, decision-making, and survival. Understanding this language allows treatment-free beekeepers to attune more fully to the rhythms and needs of the colony, often detecting shifts in mood, health, or environmental conditions through intuitive and sensory engagement.

The Waggle Dance: Navigating by Movement

Bees communicate the location of food sources through the waggle dance—a figure-eight motion where the direction and duration of the waggle portion convey both bearing and distance to nectar and pollen. The angle of the waggle run corresponds to the angle of the food source in relation to the sun, and the duration of the waggle indicates the distance. Dancers vibrate their bodies and release pheromones to excite foragers and direct them precisely. Some studies have shown that foragers adjust their dances depending on weather, competition, and the richness of the floral patch, demonstrating real-time adaptation in communication.

Vibration as Message

Bees use vibrational signals passed through the comb to relay information, modulate tasks, and influence behavior. The "shaking signal"—a rapid vibration passed from one bee to another—increases activity and shifts roles, often seen during transitions such as swarm preparation or forage surges. Queen piping is another vibrational phenomenon used by virgin queens to announce their presence and intimidate rivals before emergence or a duel.

Worker tremble dances stimulate more food receivers when forager return rates increase, whereas fanning vibrations aid in thermoregulation and scent dissemination.

Recent studies using laser vibrometry have revealed how vibratory communication is spatially organized in the comb and correlated with activity levels in different hive zones. These signals form a distributed sensory network, allowing bees to act without centralized control.

Sound Frequencies in the Hive

Each caste produces distinct sound profiles. Queens pipe in high-pitched tones; workers buzz, fan, and hum with varied frequency ranges depending on task and context; drones emit a deeper, slower hum. The overall hive hum changes with mood—contentment, agitation, anticipation. Beekeepers can learn to interpret hive health and queen presence through these audible clues. For example, a queenless hive often produces a disorganized, anxious buzz, whereas a healthy brood-raising hive emits a consistent, calming tone.

Emerging technologies in acoustic monitoring use AI and machine learning to identify patterns in hive soundscapes, detecting signs of swarming, queenlessness, or disease. These tools hold promise for non-invasive hive assessment.

Attuning to Hive Energetics

When we listen deeply, not just with ears but with presence, we begin to feel the hive's mood. Treatment-free beekeepers often rely on these subtle cues more than visual inspections. With experience, one can feel imbalance, health, or readiness to swarm simply by tone, vibration, and scent. This attunement allows a fluid, intuitive relationship with the hive—what some call "listening with the body."

Beekeepers can practice energy hygiene, grounding before hive visits and maintaining calm, centered focus. Bees respond to emotional frequency—fear, agitation, or rush can ripple through a colony like static, while presence and appreciation create resonance and trust.

Scientific Observations and Tools

Research into bee communication continues to uncover how sound, vibration, and scent shape behavior. Universities and apiary researchers are using acoustic sensors, olfactometers, and behavioral assays to study communication pathways. Some keepers now use audio monitoring devices that detect queenlessness, swarming intent, or brood issues by changes in pitch and tone.

Future innovations in hive technology may allow real-time, remote communication with colonies—offering a new frontier of low-disturbance care. However, these tools must be integrated thoughtfully, supporting rather than replacing the beekeeper's intuitive connection.

Honoring the bees' language means listening before acting—letting their subtle symphony guide our stewardship. Sound, vibration, and scent become sacred tools in the hands of the conscious beekeeper, forming a bridge between species built on trust, harmony, and shared awareness.

Propolis and Bee Medicine: Natural Defenses in the Hive

Propolis, also known as "bee glue," is a resinous substance collected from tree buds, bark, and sometimes sap. Bees mix these resins with enzymes and wax to create a potent antimicrobial material that serves as both a construction and a medicinal tool within the hive. This golden-brown substance plays a critical role in maintaining the hive's internal health and equilibrium. In treatment-free beekeeping, propolis is a cornerstone of natural immunity and ecological alignment.

The Role of Propolis in the Hive

Bees use propolis to coat the entire interior of the hive—creating what some researchers call a "propolis envelope." This envelope acts as an immune buffer, drastically reducing the microbial load inside the hive. Bees fill cracks and crevices with it to insulate against drafts, stabilize humidity, and deter pests and pathogens. When larger intruders such as mice or wasps enter the hive and die, bees may embalm the body in propolis to prevent decomposition from contaminating the colony.

Studies have shown that colonies with higher propolis use experience:

- Lower levels of chalkbrood, American foulbrood, and Nosema.
- Reduced expression of stress-related immune genes.
- Improved overwintering survival rates.

Propolis also seems to contribute to behavioral harmony in the hive. Its calming properties—possibly due to volatile oils and terpenes—may reduce agitation, supporting better brood care and foraging behavior.

Medicinal Properties

The medicinal benefits of propolis are well documented across cultures and scientific literature. It has been used in folk medicine for thousands of years, and modern research confirms its wide spectrum of bioactive properties:

- Antibacterial: Effective against gram-positive bacteria, including Staphylococcus and Streptococcus.
- Antiviral: Inhibits the replication of influenza, herpes, and respiratory viruses.
- Antifungal: Active against Candida and mold species.
- Anti-inflammatory: Modulates immune responses and soothes mucous membranes.
- Antioxidant: Protects cells from oxidative damage and aging.

Propolis contains over 300 compounds, primarily polyphenols, flavonoids, and aromatic acids. It varies in composition depending on local flora, which gives rise to red, green, and brown varieties used in both human and veterinary medicine.



Beekeeper Support for Propolis Gathering

Encouraging propolis production is an act of partnership and respect. Treatment-free beekeepers can:

- Use rough-sawn or unplaned wood: Smooth surfaces discourage propolizing. Rougher textures invite bees to coat the hive interior.
- Score hive walls: Light grooves inside the hive stimulate resin application.
- Insert propolis traps: Flexible plastic or wooden grids placed atop frames allow bees to deposit excess propolis in retrievable locations.
- Avoid paint or synthetic treatments inside the hive: Many paints and varnishes emit volatile compounds or create slick surfaces that bees avoid.

Harvesting and Using Propolis

To harvest, wait until propolis traps are well filled. Place the traps in a freezer, then flex them to crack and release the hardened resin. Propolis can be:

- Tinctured in alcohol (commonly 70% ethanol) to extract medicinal compounds.
- Powdered and blended into salves, creams, or lozenges.
- Used whole as incense, wound dressing, or chewable immune support.

Always harvest modestly and with gratitude—propolis is not excess; it is part of the hive's immune field. Removing too much can compromise bee health.

Integrating Propolis in Treatment-Free Practice

In a treatment-free context, propolis is not just optional—it is essential. It replaces synthetic antibiotics, serves as a structural insulator, and enhances the hive's microbial resilience. Encouraging its production aligns with natural selection and supports bees in cultivating their own immune landscape.

Some advanced treatment-free beekeepers even design “propolis-enhanced hives” with specialized interior structures that mimic tree cavities—spaces where wild bees naturally produce dense propolis layers. These hives show promising results in disease resistance and behavioral calm.

Human and Apian Wisdom

Working with propolis invites a deeper appreciation of shared immunity. What supports bee health often supports human health. The bond formed by resin, wax, and enzyme mirrors our potential to harmonize with nature—through cooperation, respect, and stewardship.

This sacred substance is not just glue—it is wisdom, memory, and protection made manifest in golden resin. In honoring propolis, we honor the bees’ intelligence and the living apothecary they so skillfully curate.

Weather and Climate Wisdom: Reading the Sky with the Bees

Bees are attuned to the sky. Their behaviors shift with wind, sun, humidity, barometric pressure, and even subtle electric charges in the air. These responses are not just instinct—they are finely tuned, evolutionary strategies that help the colony thrive in synchrony with nature. To be a mindful, treatment-free beekeeper is to become a student of weather—not the forecasts broadcast on screens, but the living weather that bees read in scent, shadow, vibration, and temperature.

Atmospheric Sensitivity in Bees

Bees are exquisitely sensitive to environmental changes. They delay foraging during low pressure systems and often return early before storms, suggesting an ability to detect barometric changes well in advance. Some research suggests bees detect air ionization and moisture levels with their antennae, adjusting activity to optimize efficiency and avoid risk.

Their wings and hairs respond to shifts in humidity and temperature, and their compound eyes are equipped to detect polarized light, allowing navigation even on cloudy days. Bees also seem to respond to geomagnetic shifts and solar storms, occasionally becoming disoriented or agitated when these subtle atmospheric disturbances occur.

As climate variability increases, understanding these sensitivities helps beekeepers support colonies with timing, protection, and observation—meeting bees halfway in their dance with the sky.

Reading the Signs

Experienced beekeepers often become adept at interpreting the bees' weather responses:

- Low buzz and sluggish foraging: Storm approaching; prepare for possible hive closure.
- High activity after rain: Blooming nectar sources have refreshed; strong forage drive.
- Increased washboarding or fanning: Ventilation response; internal hive temperature or humidity shift.
- Bearding at entrance: Overheating; bees regulate hive temperature through clustering outside.
- Anxious buzzing and erratic flight: Pressure drop or incoming front; high sensitivity phase.

Learning to recognize these signs builds intimacy with the hive and improves decision-making for hive visits, feeding, splitting, and other interventions.

Seasonal Climate Cues

Seasonal changes guide the bees' internal clocks. As daylight lengthens in spring, queens ramp up egg-laying, and workers shift to brood care and foraging. Soil temperature also plays a key role, triggering plant bloom and nectar flow.

In summer, rising temperatures can lead to dearth—dry spells where floral resources dwindle. Bees may respond by reducing brood, increasing forager search patterns, and becoming more protective. Fall brings a transition to winter bees, with different physiology for long-term survival. Shorter days, cooler nights, and the availability of late-blooming plants like goldenrod and aster shape this critical period.

Winter is not dormant—it is a slowed-down phase of vibration and internal coordination. Bees cluster tightly and consume stored honey, moving slowly as a thermal unit. Subtle cues from outside, like returning warmth or light, guide their readiness for spring.

Microclimates—variations caused by elevation, shade, water proximity, or wind breaks—strongly influence these cues. Observing not just the calendar but the land itself allows for better timing of inspections, feeding, and support.

Planning and Placement

Choosing the right site is the beekeeper's first act of weather wisdom. Key considerations include:

- Sun exposure: Morning sun warms the hive early, jump-starting activity. In hot climates, afternoon shade is valuable.
- Wind protection: Natural or constructed windbreaks protect entrances and reduce thermal loss.
- Drainage: Avoid low, damp areas prone to mold and flooding.
- Orientation: Eastern or southeastern facing hives benefit from early light and protection from harsh western sun or prevailing winter winds.

Observing seasonal sun angles, wind channels, and frost pockets on your land provides invaluable data for placement.



Weather-Wise Hive Design

Hive architecture plays a vital role in buffering climate stress. Treatment-free keepers often opt for:

- Thicker walls (as in Layens or tree hive designs) to moderate temperature swings.
- Insulated roofs or covers to reduce heat loss in winter.
- Ventilation options that reduce condensation while maintaining warmth.
- Natural materials like wood, straw, or clay that breathe and resonate more gently with environmental change.

Observing how bees cluster, ventilate, and seal entrances can inform adjustments in design. Winter wrapping, moisture boards, or quilt boxes may support colonies through harsher conditions—especially in regions experiencing climate disruption.

Bees as Meteorologists



Some cultures have long observed bees as weather prophets:

- Swarming bees flying high: Clear weather ahead.
- Bees flying low to the ground: Rain imminent.
- Sudden silence: Change in barometric pressure.

Modern observations echo this wisdom. Bees are among the most reliable natural barometers, and their behaviors often precede shifts not yet felt by human senses.

Aligning with Natural Rhythms

When the beekeeper aligns with sky rhythms—observing clouds, wind, sunrise angles, dew points, and soil warmth—they join the bees in reading nature's subtle script. This co-awareness creates gentler timing, less disruption, and a deeper partnership rooted in place.

By becoming stewards of seasonal flow rather than enforcers of rigid schedules, treatment-free beekeepers restore balance. They learn when to act, when to wait, and how to adapt as the climate changes.

Ancestral Beekeeping Practices Around the World

Beekeeping is an ancient alliance between humans and bees—one formed long before modern hives, extractors, or commercial pollination contracts. For millennia, traditional cultures around the world have engaged in beekeeping as a spiritual, ecological, and cultural practice. These time-honored methods emphasize harmony over control, presence over productivity, and relationship over resource extraction. Today, they remain powerful sources of wisdom for treatment-free and regenerative beekeepers.

Africa: Log Hives, Bark Cylinders, and Sacred Trees

Across sub-Saharan Africa, indigenous communities continue to use hollowed logs, gourds, and bark cylinders placed high in trees or on stands as bee shelters. In Ethiopia, the Tigray and Oromia regions preserve beekeeping lineages going back thousands of years. Hives are typically suspended from tree branches, keeping them away from predators and mimicking natural nest conditions.

Traditional honey harvesting involves climbing trees, singing to the bees, and smoking gently with herbal smolders. Harvests happen seasonally, with great care not to damage brood or take all the honey. Bees are not disturbed between harvests, and beekeeping lineages are passed orally through families.

Among the Maasai and other East African groups, bees are also spiritually significant. Certain tree species are considered especially blessed when occupied by bees, and their honey is used for healing, initiation rites, and protection ceremonies. In some communities, honey is fermented into mead and shared communally during ancestral observances.

Europe: Skeps, Walls, and Ritual

In medieval Europe, straw skeps and clay pots were the standard form of hive, often kept in gardens, monastery apiaries, and forest clearings. Because these hives did not permit internal inspections, they encouraged a more observant and respectful approach. Beekeepers listened to the hum, watched the flight paths, and interpreted subtle cues to assess hive health.

In the Balkans and Caucasus regions, traditional hives were carved directly into stone walls or tree trunks, offering thermal stability and long-term habitation. The Rhodope Mountains of Bulgaria still preserve such wall-hive traditions, where bees are believed to bring household blessings.

Cultural practices such as "telling the bees"—sharing news of births, marriages, or deaths—reflect a belief in the bees as kin, listeners, and spirit-carriers. Beekeepers often treated their colonies with solemn respect, addressing them with titles or including them in family prayers.

Asia: Forest Beekeeping and Sacred Harvests

Asia is home to a remarkable diversity of wild and managed bee species. In India, the indigenous Kurumba and Kattunayakan peoples climb towering trees to harvest honey from Apis dorsata, the giant rock bee, using rope ladders, smoky torches, and prayerful songs. These harvests are deeply spiritual acts, governed by seasonal rhythms and community taboos.

In Japan, traditional keepers raise Apis cerana japonica, a small black bee known for its disease resistance and gentle behavior. Hives are constructed from stacked wooden boxes with no artificial foundation or disturbance. Bees are allowed full autonomy in comb building and reproduction. The honey is rarely harvested, and when it is, it's shared ceremonially.

In remote regions of China and Southeast Asia, cliff honey hunting and forest beekeeping remain sacred. Honey is gathered from high ledges where wild hives flourish—collected only during specific lunar phases or after rituals honoring forest spirits and bee ancestors.

Mesoamerica: Stingless Bees and Meliponiculture

Long before the arrival of Apis mellifera, Indigenous peoples in Central and South America developed meliponiculture—the tending of stingless bees such as Melipona beecheii. The Maya revered these bees as sacred, linking them to the bee god Ah-Muzen-Cab and other deities of abundance and fertility.

Hives were crafted from hollow logs, ceramic vessels, or stone enclosures and were placed in shaded courtyards or forest groves. Beekeepers performed regular offerings—flowers, incense, songs—to honor the bees. Harvesting ceremonies often included blessings for the land and prayers for future abundance.

Melipona honey, rare and highly medicinal, was used in childbirth, wound healing, and spiritual rituals. Today, some Maya communities continue these traditions, with initiatives supporting meliponiculture as a means of cultural revival and ecological resilience.

Oceania and Australia: Native Pollinators and Bee Stewardship

In Australia, Aboriginal peoples have long harvested "sugarbag"—the honey of native stingless bees (Tetragonula species). These bees nest in tree hollows and rock crevices, and their honey is valued for its tangy flavor and antimicrobial properties.

Harvesting is done with minimal disturbance, often guided by stories and ancestral songlines that connect specific trees, seasons, and honey flows. Native bee culture is now being revived as part of Indigenous land management, urban permaculture, and education.

Lessons for Modern Keepers

Across all these traditions, certain themes emerge that offer profound guidance for today's treatment-free and regenerative beekeepers:

- Minimal Intervention: Many traditional hives are never opened. Bees are observed, not inspected.
- Ecological Alignment: Hives reflect the climate—thick-walled in cold zones, open-air in tropical forests.
- Ritual and Reverence: Beekeeping is often sacred, accompanied by prayers, songs, and offerings.
- Biodiversity Support: Wild bees, stingless species, and native plants are central.
- Ancestral Continuity: Beekeeping wisdom is passed down through families and oral traditions.

Reclaiming Ancestral Rhythms

To revive these ancestral practices is not to romanticize the past, but to reclaim a rhythm of coexistence that has kept bees and people in balance for generations. It reminds us that honey is not just a product—it is a gift. That the hive is not a factory—it is a temple. That the beekeeper is not an owner—but a guardian.

In learning from traditional ways, we deepen our path. We become not only treatment-free, but tradition-rich. And we rediscover beekeeping as it once was: a practice of kinship, listening, and sacred reciprocity.

Creating Sacred Bee Spaces

A treatment-free apiary is more than a collection of boxes—it is a sanctuary. To create a sacred bee space is to weave together energy, ecology, intention, and beauty in service to bee thriving. This practice aligns with ancestral ways of land stewardship, where bees are honored as spirit messengers and land harmonizers. Every choice—from the placement of a hive to the planting of flowers and the offerings of gratitude—can become part of a sacred relationship.

Laying the Foundation with Intention

Before placing hives, take time to walk your land slowly. Feel the earth beneath your feet. Observe where sunlight falls at different times of day, how wind moves through trees, where water pools or flows. Close your eyes and listen—what does the land want? Where do you feel warmth, calm, resonance?

This mindful exploration becomes a ritual of alignment. Instead of forcing your plans on the land, you allow a conversation to unfold. Some beekeepers dowse or use pendulums to find energetically balanced spots, while others simply trust the quiet knowing that arises through presence.
Hive placement is about more than convenience—it is a sacred act of cohabitation. Let it be guided by intuition and ecological awareness. Choose spaces that feel sheltered yet vibrant, where your bees can greet the rising sun and remain protected from harsh winds. Consider seasonal shifts, animal trails, and pollinator pathways.

Sacred Geometry in Hive Arrangement

Some treatment-free beekeepers draw inspiration from sacred geometry when designing their apiaries. Geometric patterns found in nature—like spirals, hexagons, or the Flower of Life—are believed to support energy flow, coherence, and vibrational harmony.

- Spiral arrangements mimic the unfolding patterns of galaxies, seeds, and shells.
- Circles and mandalas promote unity and resonance.
- The golden ratio (1.618) aligns with growth patterns seen in bees, flowers, and human proportions.

Arranging hives in these patterns may enhance both physical and energetic balance. While scientific evidence is limited, many keepers report increased harmony, calmer bees, and a sense of peacefulness in these geometrically aligned spaces.

You might mark sacred geometry on the ground with stones, flowers, or mulch paths—or etch symbols directly into hive stands or fences. Even subtle gestures, done with intention, shape the frequency of the space.

Energetic Enhancements

A sacred bee space supports more than biology—it honors the energetic needs of all beings involved. Many keepers incorporate natural energy tools to uplift the space:

- Crystals: Shungite for EMF protection, clear quartz for amplification, rose quartz for harmony, and amethyst for transmutation. These may be buried beneath hive stands, arranged in mandalas around the apiary, or placed at the four cardinal points.
- Symbols and Words: Painting affirmations such as “Love,” “Peace,” “Balance,” or sacred glyphs (like the Om, spiral, or infinity symbol) on hive boxes can imbue the wood with resonant intention. Bees respond to vibration—not only sound, but the energetic imprint of our words and thoughts.

- Sound and Vibration: Soft chimes, tuning forks, or singing bowls can be played near the hives. The sound helps calibrate the space, and some keepers report that bees seem to calm and align in response to certain frequencies, especially around 528 Hz (often associated with healing and DNA repair).

Seasonal Ceremonies and Offerings

Creating sacred bee space involves ritual—not in a religious sense, but in the practice of consistent, meaningful presence. Marking seasonal transitions with small ceremonies connects you, your land, and your bees to the larger rhythms of the Earth.

- Spring: Offer seeds, sing to new blossoms, and set intentions for the coming forage season.
- Summer: Light incense or herbs (lavender, sage, rosemary) and offer gratitude for abundance.
- Autumn: Leave gifts of honey, fruit, or herbs at the hive. Honor endings and prepare for rest.
- Winter: Light candles or solar lanterns during solstice, sending warmth and love inward to the cluster.

These simple rituals create a container of respect. They remind the bees that they are honored guests—not tools. And they deepen the beekeeper's own connection to cycles of life, death, and renewal.

Wild Zones and Edges

One of the most overlooked aspects of sacred bee spaces is the edge—the wild, untamed margins of your land. Bees evolved in complex, layered ecosystems full of decay, diversity, and mystery. Lawns and manicured gardens rarely offer this richness.

Create wild zones near your hives:



- Let native plants grow tall and seed.
- Leave logs, stumps, or brush piles for beetles and fungi.
- Allow flowering "weeds" like dandelion, clover, and plantain to flourish.
- Avoid pesticides, herbicides, or synthetic fertilizers entirely.

These edges become microcosms of regeneration. Bees find nectar, pollen, propolis resins, and nesting materials. Solitary bees, butterflies, birds, and frogs return. And the land begins to speak again.

Human Presence as Medicine

Your presence is part of the sacred space. How you move, breathe, speak, and think affects the energy of your apiary. Bees are vibrational beings. They sense your mood, your intention, your clarity.

Before approaching the hive:

- Ground yourself. Breathe deeply. Center your energy.
- Offer a greeting or quiet prayer.
- Enter the space with reverence, like stepping into a temple.

The more consistently you show up with love and awareness, the more your bees will come to recognize you as kin. The apiary becomes not a work site, but a living field of co-creation.

Final Thoughts

A sacred bee space holds more than hives—it holds relationship. It becomes a portal where bee, land, and human co-create a sanctuary for healing, insight, and regeneration. In such a space, beekeeping is no longer just a craft. It becomes a way of listening, remembering, and returning to the sacred rhythm of life.

By honoring the unseen as much as the seen, we align with the bees' ancient wisdom and offer them—and ourselves—a place of peace, resilience, and beauty.



The next section of this book is dedicated to our youngest bee tenders—the children. Here you'll find a series of short, heartfelt stories designed to help kids understand that bees are gentle, essential friends of the Earth. Through these tales, young readers will learn how to love, respect, and care for our buzzing companions.



Bella the Brave Little Bee

Once upon a time, in a bright meadow full of buzzing blossoms, there lived a honeybee named Bella. Bella was a young worker bee, and it was her very first day flying outside the hive.

She peeked out of the hive entrance, wings trembling. "What if I get lost? What if I can't find my way back?" she buzzed nervously.

"You're not alone, Bella," said an older bee gently. "We all felt that way on our first day. Just follow the sun, remember the flowers, and trust your wings."

Bella took a deep breath—just like a child might before their first day of school—and flew into the wide blue sky.

Just Like You!

Bella was like a lot of human kids. She had:

- First-day jitters – like going to school or camp for the first time.
- A big job to do – gathering nectar and pollen to help her hive, just like how kids help their families or classrooms.
- Lots to learn – like how to find flowers, dance to tell directions, and avoid danger—just like kids learning to read, play fair, or cross the street safely.

But Bella wasn't alone. Her bee friends helped her, and she asked questions when she needed help. Just like kids can ask teachers or grown-ups when they feel unsure.



Bella's Challenge

One day, Bella came across a field sprayed with something that made her feel dizzy. Her wings slowed, and her head buzzed strangely. The sweet smells of flowers were gone, replaced by a sharp, strange scent that made her eyes water. She turned in the air, confused, and barely made it back to the hive, her legs heavy and heart thumping.

"Why does that field make me feel so weird?" she asked, trembling.
The queen bee looked at her with kind, ancient eyes. "That's because humans sometimes use chemicals on plants that are meant to keep bugs away," she said gently. "But they don't realize those sprays hurt us bees too. Our bodies are small and delicate, and those toxins make it hard for us to think, fly, and even find our way home."

Bella sat quietly, her little heart aching. "But what if human kids knew? What if they understood that we need safe flowers and clean places to drink water? Would they care? Would they help us?"

"Yes, little bee," said the queen with a smile. "Many children are kind and smart. They can do so much good. They can plant bright, beautiful flowers that grow without sprays. They can leave out shallow dishes with pebbles and fresh water for us to sip. They can tell their families about how important we are—and how we just want to help the world grow."

Bella's eyes sparkled with hope. "Then maybe I can help them understand. I'll buzz a little slower when I fly by, so they notice me. I'll land gently near them and show them I mean no harm."

The queen nodded proudly. "And maybe, with your courage and their kindness, the world will become a little safer—*for bees and for everyone*."



Don't Be Afraid of Bees

Some kids are scared of bees because they worry about getting stung. But did you know that bees don't actually want to sting you? Bees are busy! They're collecting nectar, finding pollen, and helping flowers grow. If you see a bee nearby, just watch quietly from a little distance. They'll usually ignore you and keep working.

Even if a bee flies near your face, it's not trying to scare you. It's just checking you out, like a curious visitor. If you stay calm and don't swat at it, the bee will almost always fly away peacefully.

Bees can even feel our energy. If you think kind thoughts or feel love for the bee, it might sense that and feel calm too. Imagine sending a little love beam right from your heart to the bee. You might just feel one back!

By learning not to fear bees and watching them with kindness, you're already helping them in a big way. And that's something Bella would be very proud of.

You Can Be a Bee Hero!

Bella's story teaches us that:

- Bees get nervous about new things, just like kids.
- Bees work together, ask for help, and learn every day—just like kids.
- Bees face dangers in their world—some of which humans can help fix.

What can YOU do to help bees like Bella?

- Plant wildflowers or herbs like mint and lavender.
- Leave little shallow dishes of water with pebbles for bees to land on.
- Never spray chemicals or use bug-killers near flowers.
- Talk to your family about making a bee garden.

You don't have to fly to be a hero.
Just care.
Just help.
Just be kind.
Like Bella the Brave Little Bee.



The End.

(And the beginning of your bee-saving adventure!)

Parting Words for the Path Ahead



As you walk forward:

- *Trust the bees*
- *Honor your land*
- *Listen more than you speak*
- *Let presence be your guide*
- *Let reverence be your root*

May your hives be healthy.

May your gardens bloom.

May your days be filled with the quiet joy of tending something sacred.

Thank you for walking this path.

Thank you for remembering.

Thank you for being a keeper of life.

The bees are with you.

Always.





Treatment-Free & Shungite Beekeeping Testimonials

"Since transitioning to a treatment-free approach, I've seen a deep shift in my relationship with the hive. The bees are calmer, the comb more vibrant, and my heart more at peace."
—Maria T., Oregon

"I started placing Shungite stones under my hives two years ago. The difference was subtle but unmistakable—less aggressive behavior, smoother overwintering, and a quiet vibrational harmony that you can just feel."
—Phil L., Washington

"Beekeeping used to be a struggle of timing treatments and fearing collapse. Going treatment-free brought me into a rhythm with the land and the seasons. Now, I'm not managing bees—I'm partnering with them."
—Aliya B., Vermont

"My children learned to respect bees through our natural hive. No suits, no smoke—just observation, stillness, and awe. We've made space for more than honey—we've made room for wonder."
—Samuel K., New Mexico

"The first time a wild swarm chose our bait hive, I cried. It felt like an initiation, a blessing. The bees know where they're needed."
—Jade R., California



Books written by Derek Condit

All books are available in both
Paperback & Kindle versions.



The Natural Beekeeper's Path:
Treatment-Free Practices for a Living World



Shungite Unveiled:
FAQ & Hidden Insights



Frequency Rising Magazine
Guide to Holistic & Spiritual
Living in Washington State



Everyday Magic:
Inspirational Stories of
Intuition and Awakening

Books are available at:
MysticalWares.com & Amazon.com

www.MysticalWares.com

Coupon Code
SAVE10
10% Off Entire Order